

Transport / Retrieval Racks

These racks are specifically designed to transport and retrieve a large number and variety of trays.

Single Racks:

Framework is constructed of 1" x 1" x .070" wall tubing with 1¼" x 1½" x .100" wall angle.

Double Rack:

Framework is constructed of 1¼" x 1½" x .070" wall tubing with 1⅞" x 2 ½" channel slide angles.

- All racks come equipped with four 5" platform type swivel casters, two with brake.
- Lifetime Guarantee against rust and corrosion.
- Five-Year Guarantee against workmanship and material defects.
- NSF Certified.



97715


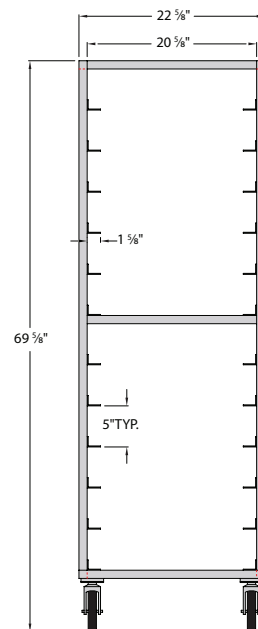


97743

Model No.	Size W-H-D	Tray Cap.	Angle Spacing	Ship Lbs.
Tray Retrieval Rack				
97743	20⅜" x 69⅝" x 30"	Below	5"	54
Tray Capacity = (24) 14" x 18" Trapezoid Trays / Round Trays				
97744	22⅝" x 69⅝" x 30"	24	5"	57
Tray Capacity = (24) 15" x 20" Trays				
97745	20⅜" x 69⅝" x 30"	24	5"	65
Tray Capacity = (24) 14" x 18" Trapezoid Trays / Round Trays				
Four 5" platform type swivel casters (#C453).				
Transport / Retrieval Rack				
97715	40¾" x 70⅝" x 30"	Below	5"	152
Tray Capacity = (48) 13" x 18" Trays; (48) 14" x 18" Trays;				
(24) 18" x 26" Pans; (48) 14" x 18" Trapezoid Trays				
Four 5" platform type swivel casters (#C450), two with brake (#C455).				

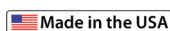
Options:

"B", "CL(B)", "E" (#97715 requires two), "M6", "MD", "PB", "VB", "PS" (#97715 requires two) — see catalog page 69 for details.



97744

This information is for general sales and engineering use only. New Age Industrial reserves the right to modify or make changes at any time without notice to materials and specifications.



Distributed by: