



“WE MAKE THE KITCHEN BETTER!”

ATOSA USA, INC.

Toll Free: 855-855-0399 Email: info@atosausa.com

www.atosa.com | www.atosausa.com

California, Colorado, Florida, Georgia, Illinois, New Jersey, Ohio, Texas, Washington

# Undercounter Refrigerators

## Standard Features

- Stainless steel exterior & interior with reinforced stainless steel top
- Environmentally friendly R290 refrigerant
- Electronic Temperature Controller
- Maintains temperatures between 33°F – 45°F
- Recessed door handle(s)
- Self-closing door(s) with stay open feature
- Magnetic door gasket(s) standard for positive door seal
- Pre-installed casters
- One(1) pre-installed shelf per section

## Optional Accessories

- Extra shelves – includes 4 shelf clips per shelf  
MGF8401GR/GRL shelf part #: W0402568  
MGF36RGR shelf part #: W0402713  
MGF8402GR shelf part #: W0402171  
MGF8403GR shelf part #: W0402569  
MGF8404GR shelf part #: W0402171 left/right shelf, part #: W0402570 middle shelf

For the best results of food preservation we recommend setting your refrigerator between 33 °F to 38 °F

1. Don't forget to leave the unit some room to breathe!
2. Please clean the condenser frequently to give the unit more fresh air.



2 YEAR PARTS AND LABOR WARRANTY  
5 YEAR COMPRESSOR PART WARRANTY

## MODELS:

MGF24RGR / MGF8401GR / MGF8401GRL  
MGF36RGR / MGF8402GR / MGF8403GR / MGF8404GR



MGF8401GR



MGF8401GRL



MGF24RGR



MGF36RGR



MGF8402GR



MGF8403GR



MGF8404GR



MGF8401GR / MGF8401GRL  
MGF8402GR / MGF8403GR  
MGF8404GR

REV. 04/24



**"WE MAKE THE KITCHEN BETTER!"**

**ATOSA USA, INC.**

Toll Free: 855-855-0399 Email: info@atosausa.com

www.atosa.com | www.atosausa.com

California, Colorado, Florida, Georgia, Illinois,

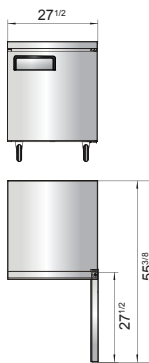
New Jersey, Ohio, Texas, Washington

## SPECIFICATIONS

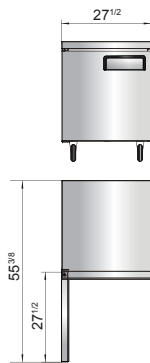
Models	Door	Capacity (Cu.Ft.)	Shelves	Casters (inch)	Rated Current (A)	Voltage (V/Hz/Ph)	HP	Refrigerant	Exterior Dimensions (inch)	Net Weight (lbs)	Gross Weight (lbs)
MGF24RGR	1	4.8	2	2	2.3	115/60/1	1/7	R290	23 <sup>13/16</sup> ×25×32 <sup>1/2</sup>	106	128
MGF8401GR/GRL	1	7.2	1	2	2.3	115/60/1	1/7	R290	27 <sup>1/2</sup> ×30×34 <sup>1/2</sup>	137	172
MGF36RGR	2	8.7	2	2	2.3	115/60/1	1/7	R290	36 <sup>5/16</sup> ×30×34 <sup>1/2</sup>	162	212
MGF8402GR	2	13.4	2	2	2.3	115/60/1	1/7	R290	48 <sup>1/4</sup> ×30×34 <sup>1/2</sup>	192	231
MGF8403GR	2	17.2	2	2	2.8	115/60/1	1/5	R290	60 <sup>1/4</sup> ×30×34 <sup>1/2</sup>	218	265
MGF8404GR	3	21.1	3	2	2.8	115/60/1	1/5	R290	72 <sup>11/16</sup> ×30×34 <sup>1/2</sup>	254	315

## PLAN VIEW

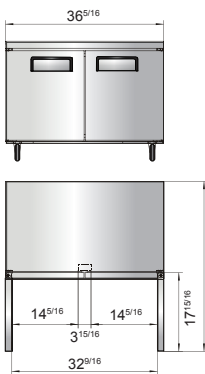
**MGF8401GR**



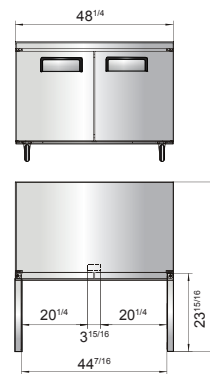
**MGF8401GRL**



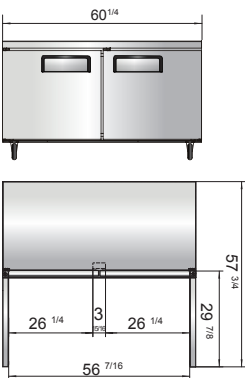
**MGF36RGR**



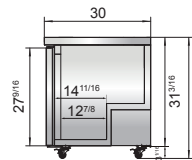
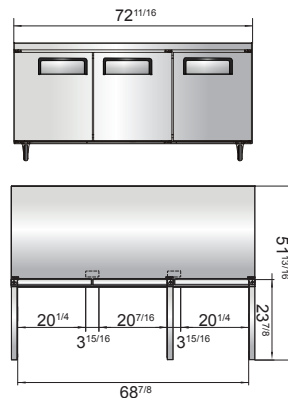
**MGF8402GR**



**MGF8403GR**

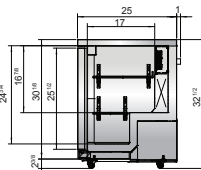
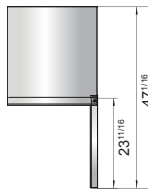


**MGF8404GR**



**SIDE VIEW**

**MGF24RGR**



**SIDE VIEW**

**Casters**



**Epoxy shelves**



**Rear grate**



**Temperature control**



**NEMA 5-15P**



NEMA  
15A/125V