



CP1RL48
with stainless doors,
and top



Intertek Intertek
 4004503
 Conforms to NSF/ANSI STD 7
 and UL STD 471
 Certified to CSA STD C22.2 No. 120
 Meets NSF 7 requirements for open
 food as a storage refrigerator

Standard Features

- Remote refrigeration
- Stainless steel interior
- Locking doors
- LED interior lighting
- Heated mullion to minimize condensation
- Stainless steel evaporator housing with separate removable evaporator drain pan
- Two adjustable, coated-wire shelves per door section

Project: _____	AIA# _____
Item #: _____ Qty: _____	SIS# _____
Model #: _____	

Coolers Pass-Thru, One Zone, Remote, Low Profile

CP1RL	CP1RL24, CP1RL40, CP1RL48, CP1RL60, CP1RL72
--------------	--

CONFIGURATION HIGHLIGHT



Configurable Options

- | | |
|--|--|
| <p>Temperature:</p> <ul style="list-style-type: none"> • Beer/White wine - 34°F to 40°F / 50°F to 55°F • Beer/Red wine - 34°F to 40°F / 60°F to 65°F • White/Red wine - 50°F to 55°F / 60°F to 65°F <p>Expansion Valve Type:</p> <ul style="list-style-type: none"> • R134a/R513A • R404A/R422A • R448A/R452A • R449A • R407A R407F • R445A/R450A <p>Refrigeration Hook-Up Location:</p> <ul style="list-style-type: none"> • Left or Right <p>Door Style & Finish (specify per door section):</p> <ul style="list-style-type: none"> • Black vinyl-clad • Stainless steel • Jeweled stainless • Laminated • Unlaminated • Glass, black vinyl-clad • Glass, stainless steel • Glass, jeweled stainless • Glass, laminated | <p>Door Hinge Location (specify for each door):</p> <ul style="list-style-type: none"> • Left or Right <p>Door Handle:</p> <ul style="list-style-type: none"> • Signature • Pull-tab • Tube <p>Top Style:</p> <ul style="list-style-type: none"> • No finished top • Stainless top <p>Left and Right Side Finish:</p> <ul style="list-style-type: none"> • Black vinyl-clad • Stainless steel <p>LED Lighting Style:</p> <ul style="list-style-type: none"> • Bright white (7,000k) • Warm white (3,500k) • Amber (2,700k) • Blue |
|--|--|

<p>Glastender, Inc. • 5400 N Michigan Rd • Saginaw, MI • 48604-9780 989.752.4275 • 800.748.0423 • Fax 989.752.4444 www.glastender.com</p>	<p>Approval/Notes:</p>
Specifications subject to change without notice. For current specifications please visit our website.	

Coolers - Pass-Thru, One Zone, Remote, Low Profile

Specifications

		CP1RL24	CP1RL40	CP1RL48	CP1RL60	CP1RL72
Dimensions	Length	24"	40"	48"	60"	72"
	Number of Sections	1	2	2	3	3
	Door Opening	20"	16"	20"	16"	20"
Electrical	Electrical Supply	120V, 1 phase, 60 Hz, dedicated 15A circuit required				
	Full Load Amps	1.5				
	Plug Type	No plug, hard wire connection				
Refrigeration	Refrigerant	As specified				
	Compressor	N/A				
	System Capacity Requirements	850 BTUH	1600 BTUH	1600 BTUH	2000 BTUH	2000 BTUH
Plumbing	Drains via a supplied length of six foot 1/2" ID by 5/8" OD vinyl tubing via available knock-out holes, connection made in field					
Weight Bearing Capacity	Countertops and other accessories should not exceed 200 pounds per door					

Electrical

- 14 gauge wire connection is made inside the cooler next to evaporator housing - interior access is through one of the 3/4" side knock-out holes (electrician's choice)

Materials

- Stainless steel parts include: exterior sub-top, interior, front of cabinet, hinges, hinge and lock brackets, and optional legs
- Black vinyl-clad steel parts include: standard sides, doors and compressor cover
- Galvanized steel parts include: back and bottom
- Zinc plated CR steel parts include: leg sockets

Refrigeration

- Expansion valve & temperature control included; specify type when ordering
- BTU/hr design loads are figured assuming 85° F ambient, 15° F evaporator temperature, all glass doors, maximum internal loading, and average compressor cycling, no solar heat gain has been accounted for

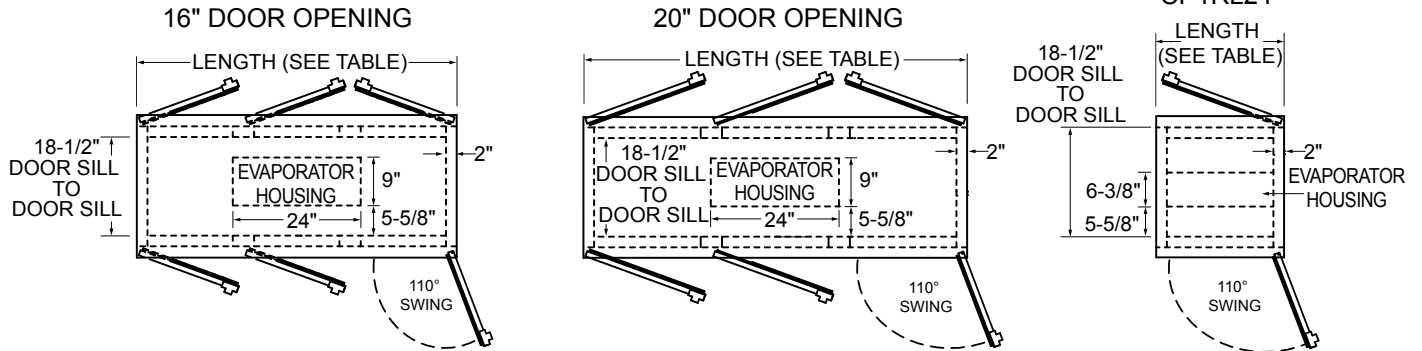
Capacities

	CP1RL24	CP1RL40	CP1RL48	CP1RL60	CP1RL72
12 oz. bottles, cases	4.7	8.2	11.8	13.8	18.3
750ml wine bottles	42	66	90	106	137

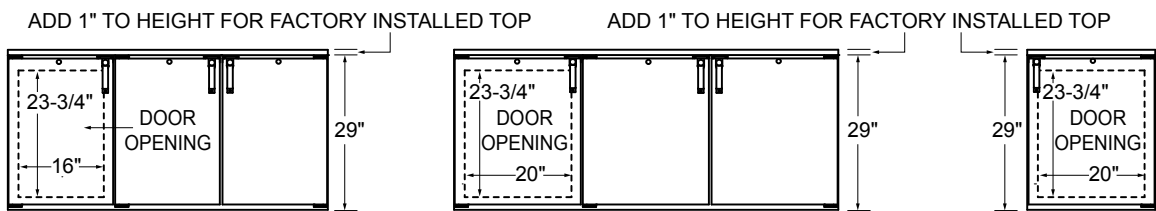
Coolers - Pass-Thru, One Zone, Remote, Low Profile

Drawings

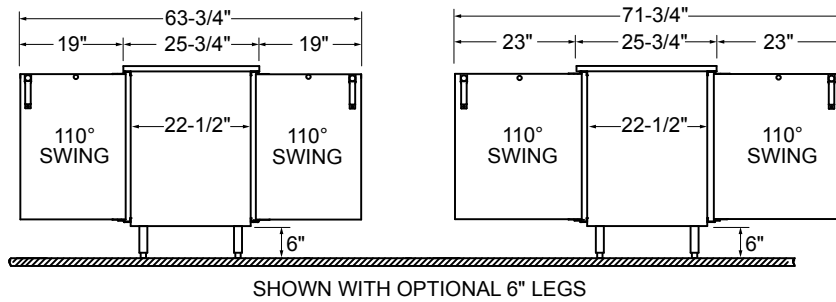
PLAN VIEW



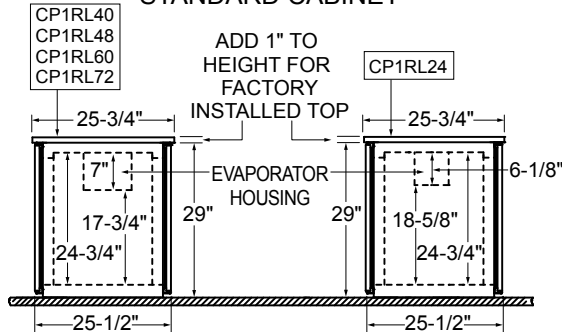
FRONT VIEW



SIDE VIEW



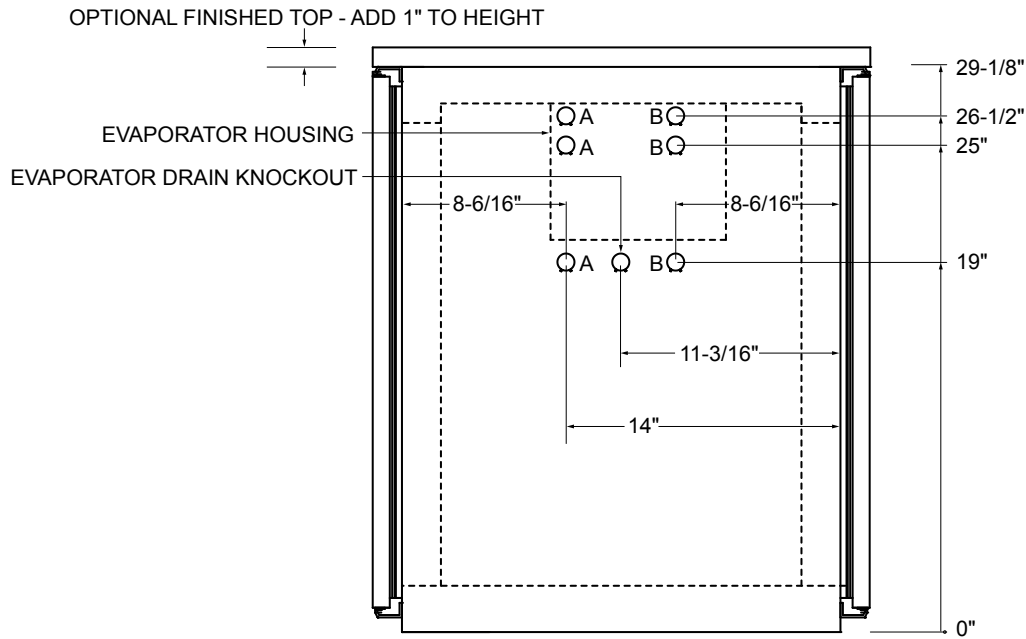
STANDARD CABINET



Coolers - Pass-Thru, One Zone, Remote, Low Profile

Knockout Dimensional Information

SIDE VIEW



CP1RL Left or Right Side

Knockout holes will appear on the side specified for refrigeration hook-up. The installer can use either the three "A" or three "B" knockouts for refrigeration and electrical to enter the unit. There are line covers provided on the interior of the box to cover the lines.