



Item No.: _____
 Order No.: _____
 Qty: _____ Date: _____

Features

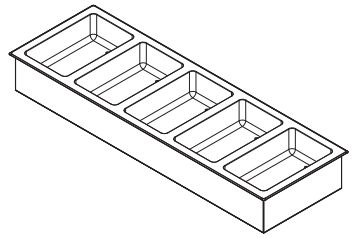

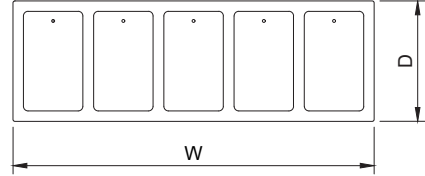
- Drop-in Style Stainless Steel Hot Food Warmer
- 12" x 20" well opening with Ø3/4" IPS Drain
- Individual temperature control knobs



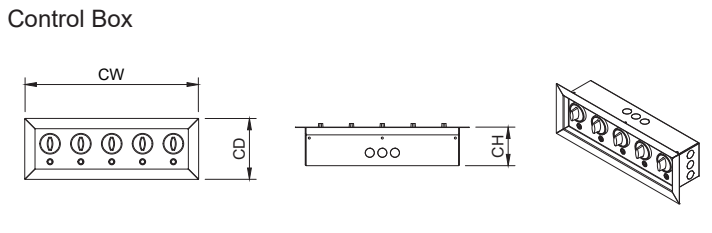
Description **Stainless Steel Electric Sealed Well Drop-in Style Hot Food Warmer**

Offering a time-saving serving solution for your cafeteria, buffet, or restaurant kitchen, this stainless steel drop-in hot food warmer series is perfect for nearly any application. A one well design features multiple 12" x 20" die stamped openings. A remote control panel allows for easy access, while a 3/4" IPS drain removes water from the bottom of the basin.

Plan View **ST-5WEI-240**



Order No.	Cutout Size (Hot Well)	Cutout Size (Control Box)
ST-2WEI-120	22-1/8 x 28-1/8	4-1/8 x 9-1/8
ST-3WEI-120	22-1/8 x 42-1/8	4-1/8 x 9-1/8
ST-4WEI-240	22-1/8 x 46-1/8	4-1/8 x 15-1/8
ST-5WEI-240	22-1/8 x 70-1/8	4-1/8 x 15-1/8



Order No.	D x W x H (in)	CD x CW x CH (in)	Wells No.	Voltage	Amps	Watts	G. W. (lb)
ST-2WEI-120	24 x 30 x 9	6 x 11 x 3-3/4	2	120	8.3	1000	63
ST-3WEI-120	24 x 44 x 9	6 x 11 x 3-3/4	3	120	12.5	1500	94
ST-4WEI-240	24 x 58 x 9	6 x 17 x 3-3/4	4	240	14.42/16.67	3000/4000	124
ST-5WEI-240	24 x 72 x 9	6 x 17 x 3-3/4	5	240	18.03/20.84	3750/5000	155