

 **General Information**

Project Name: _____

Consultant: _____

Item #: _____

Model #: _____

Quantity: _____



Model #BNC-1524

 **Specifications**

BNC Chef's Bench is constructed of 14GA type 300 series S/S with reinforcement channels added for stability.

The 16GA S/S 1 $\frac{5}{8}$ " legs are fully welded to channels & come with S/S flanged feet.

16GA S/S 1 $\frac{1}{4}$ " cross bracing keeps the unit stable & strong.

Bullnose seat makes unit smooth & comfortable for sitting.

Overall size of unit is 15"W x 24"L x 18"H. Benches 72" & longer provided with extra legs. Custom sizes are available.

Benches are polished smooth to a #4 brushed satin finish.

 **Product Guide**

Stainless steel chef's bench are designed to provide you a stable & supportive rest area in your commercial facility.

The decorative & functional bench is a welcome piece in your facility to bring a modern, sleek aesthetic.

Durable & easy to clean, stainless steel benches are a stylish choice in seating.

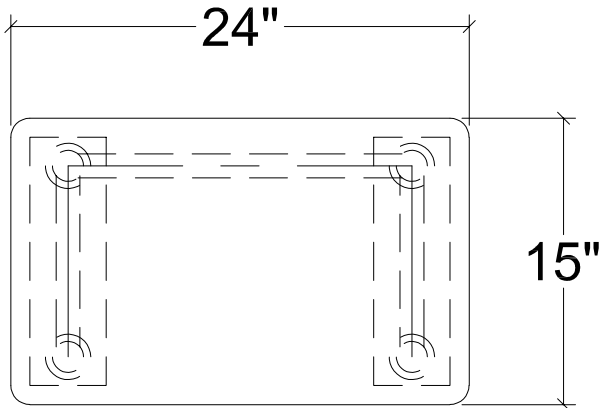
 **Options**

- Custom Sizes Available
- GA-12** - 12GA Upgrade
- BACR** - Back Rest

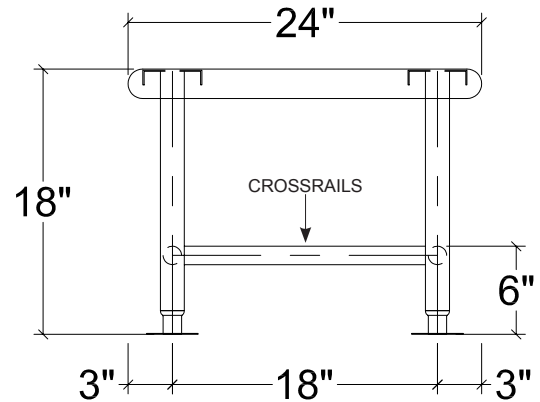




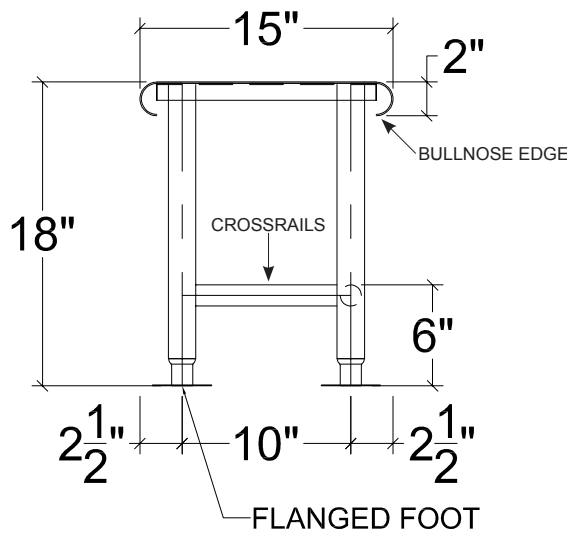
DRAWINGS



A PLAN



A ELEVATION



SECTION

CHEF'S BENCH

Model	Size (W x L x H)	Seats
□ BNC-1524	15" x 24" x 18"	1
□ BNC-1548	15" x 48" x 18"	2
□ BNC-1554	15" x 54" x 18"	2
□ BNC-1560	15" x 60" x 18"	2
□ BNC-1572	15" x 72" x 18"	3
□ BNC-1584	15" x 84" x 18"	3
□ BNC-1596	15" x 96" x 18"	4
□ BNC-15120	15" x 120" x 18"	5
□ BNC-15144	15" x 144" x 18"	6

Specifications subject to change without notice.

BNC-10 0123