



BEVERAGE-AIR®

PROJECT: _____
 ITEM # _____ QTY: _____
 MODEL # _____
 AIA # _____ SIS # _____
 APPROVED: _____

BAR EQUIPMENT - DIRECT DRAW DISPENSER

BAR EQUIPMENT - DIRECT DRAW DISPENSER

Model: DDN78HC-S

SHALLOW DEPTH / SOLID DOORS



7 YEAR WARRANTY Parts, Labor, and Compressor

CABINET CONSTRUCTION

- Stainless steel exterior
- Top is made from heavy-duty stainless steel including drip tray
- Interior construction utilizes galvanized steel on walls and ceiling, heavy duty stainless steel floor
- Full electronic control
- Two (2) towers with dual faucets
- 3-in-1 Draft Solutions dispense beer, wine, or coffee (other non-alcoholic beverages) with the same tap-no line/manifold changes needed
- 3" Stainless steel insulated dispensing tower
- Drain hose located at the rear on compressor side for connection to floor drain
- Door locks
- Self-closing doors with 120° stay-open feature
- Magnetic gaskets provide positive door seal
- Compressor standard on left side



OPTIONS & ACCESSORIES

- Right side compressor location (-ALT) (specify at time of unit order)
- Stainless steel interior lining
- Stainless steel back
- Glass door
- Shelves
- Shelf clips
- Wine & coffee models
- Custom tower hole location
- Drip tray location option
- Faucet locks
- Glass rinser
- Right or left hinged door
- Leveling feet
- 3" Casters, 6" Casters or 6" Black legs
- 1 - 6 Tap tower
- 2, 3 & 4 way manifolds
- Dual tap placement option
- No draft/hole cover option
- Twelve (12) tap tower
- Remote option* (see note on back on page)

REFRIGERATION SYSTEM

- Uses environmentally friendly, energy efficient R290 refrigerant, and meets all regulatory requirements for CARB, SNAP, DOE & more
- Automatic, non-electric defrost
- Epoxy coated evaporator coil
- Maintains product temperatures between 36°F and 38°F

3779 Champion Blvd., Winston-Salem, NC 27105
 888-845-9800 Fax: 336-245-6453
 Beverage-Air.com Sales@bevair.com



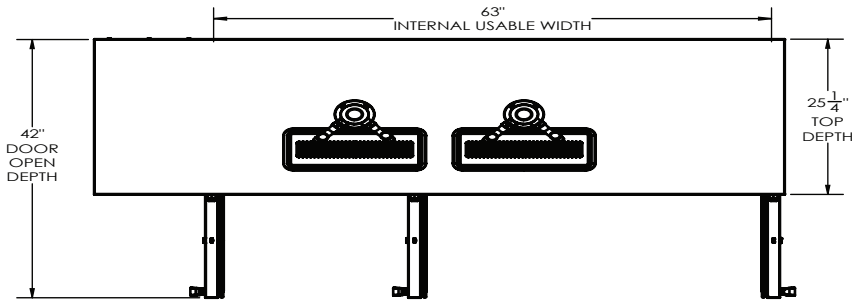
Please verify qualifying units by visiting:
www.energystar.gov/cfs

Specifications are subject to change without prior notice.
 Date Issued 8/25 Printed in U.S.A.

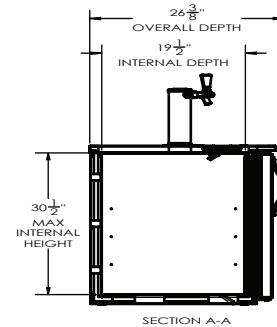
BEVERAGE-AIR®

Direct Draw Dispenser Model: DDN78HC-S

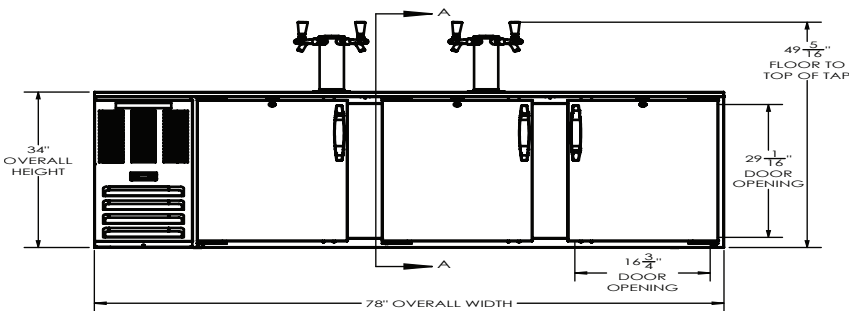
PLAN VIEW



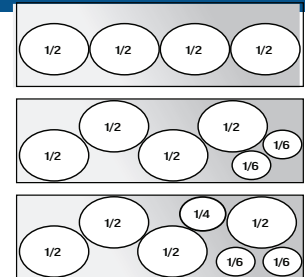
SIDE VIEW



ELEVATION VIEW



KEG CAPACITY



EXTERNAL DIMENSIONAL DATA	
Width Overall (in)	78"
Depth Overall (in)	26 3/8"
Height Overall (in)	49 5/16"
Number of Doors	3
Depth with Door open 90° (in)	42"
Door Openings (in)	16 3/4" x 29 1/16"
INTERNAL DIMENSIONAL DATA	
NET Capacity (cubic ft.)	21.686
Internal Width Useable (in)	63"
Internal Depth Overall (in)	19 1/2"
Internal Height Overall (in)	30 1/2"
Number of 1/2 Kegs	4

*NOTE: Remote units are field wired and come with 6" legs.
Refrigerant must be specified at time of order.

We reserve the right to change specifications and product design without notice. Such revisions do not entitle the buyer to corresponding changes, improvements, additions or replacements for previously purchased equipment. Dimensional tolerances +/- 1/4". Metric dimensions (MM).

ELECTRICAL DATA	
Full Load Amps	3.3
Voltage	115/60/1
Nema Plug (8' cord)	5-15P
REFRIGERATION DATA	
Horsepower	1/3
Capacity (BTU/Hr)	1942
Heat Rejection (BTU/Hr)	2913
Charge (lbs/grams/ounces)	0.2535 / 115 / 4.05
SHIPPING DATA	
Gross Weight - Crated	439 lbs.
Height - Crated (in)	42 3/16"
Width - Crated (in)	80 3/4"
Depth - Crated (in)	33 3/8"

ELECTRICAL CONNECTION



115/60/1
NEMA 5-15P

Unit pre-wired at factory and include 8' long cord and plug set.

3779 Champion Blvd., Winston-Salem, NC 27105 | 888-845-9800 | Fax: 336-245-6453 | Beverage-Air.com | Sales@bevair.com

Date Issued 8/25 | Printed in U.S.A.