

ITEM #



MS Series

Wood/Gas-Fired Oven, Metal Exterior, Square
MS35-26WG

Experience a level of quality that is Italian-inspired, but manufactured for the needs of North American restaurants. Marra Forni brick ovens combine traditional artisanal workmanship, such as a full refractory brick enclosure for outstanding performance, with modern manufacturing technology and design innovation. Each oven is hand-made, brick-by-brick, using the same time-proven techniques that masons have used for generations.

Each model features our unique Marra Stone® stone-hearth cooking surface as its heart. This proprietary refractory brick surface includes volcanic material, for outstanding cooking results as well as constant temperatures for consistency. Insulated construction allows heat to be absorbed and retained in the oven cavity for improved efficiency. The oven is operated by a MarraSmart® fully-programmable digital touchscreen controller to maximize thermal control for ideal baking results, over an extended temperature range between 200-950°F (93-510°C).

Marra Forni MS Series “metal square” ovens combine a flush, square metal exterior with our standard traditional brick oven interior. This provides a unique oven solution, offering all of the performance advantages of our traditional Neapolitan brick oven solutions while also providing an easy-to-clean exterior that permits installation in more restricted areas. Gas primary heat provides efficiency, while wood auxiliary heat imparts traditional flavor profiles and enhances cooking adjustability.



Standard Features

- MarraStone® stone hearth deck is of a refractory brick that includes volcanic material. This deck is both durable and highly porous, and is capable of maintaining cooking temperatures from 200-950°F (93-510°C) for consistent high-volume production
- MarraSmart® digital touch screen control technology is fully programmable and provides complete control of oven cooking conditions, as well as automatic timed on/off with menu selection and QR code scanning for maintenance videos
- Superior cooking performance and recovery based upon natural convective airflow within the oven chamber, and the heat retention of custom formulated refractory bricks
- Combined forced-air gas and wood-burning heating provides efficiency as well as preserving traditional wood-fired cooking flavors
- Flush metal exterior front and side panels
- Integrated “eyebrow” exhaust duct at the loading/unloading entrance is integrated into the structure of the oven, greatly reducing emissions into the room while enhancing staff visibility of oven interior
- Suitable for either direct venting or installation under a Type 1 ventilation hood (subject to local and national code requirements)
- 1-1/4” (32mm)-thick black granite ledge
- Painted matte black steel front facade and side panels
- Heavy duty black powder-coated steel stand
- Manufactured in the U.S.A.

Cooking Capacity (typical)

- 8” (200mm) pizzas: 12
- 10” (250mm) pizzas: 6
- 12” (300mm) pizzas: 4
- 16” (400mm) pizzas: 1

Production capacity varies depending upon type of food product being cooked, food preparation and set temperature.

Total Cooking Surface 6.32 sq. ft. (0.59 sq. m)

Cooking Deck Dimensions 34-1/2 x 26” (876 x 660mm)



ANSI Z83.11 | CSA 1.8 | UL 2162 | ULC/ORD C2162 | NSF/ANSI 4

Configuration Options (Check all that apply)

Fuel Type

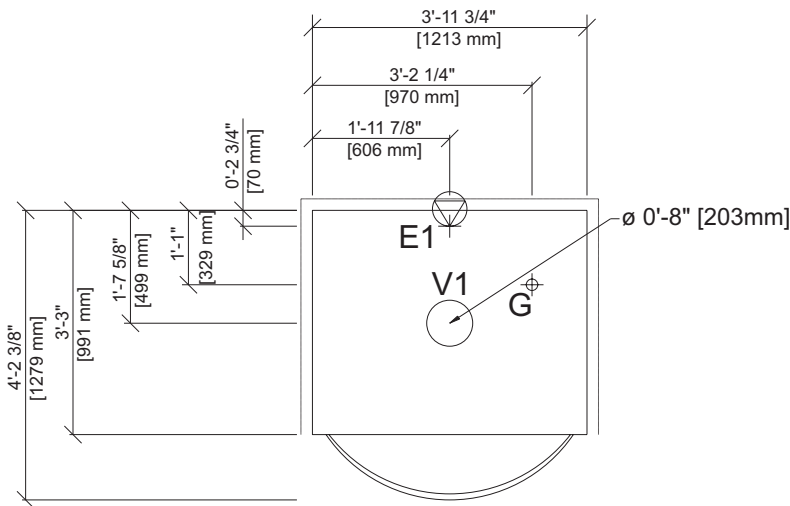
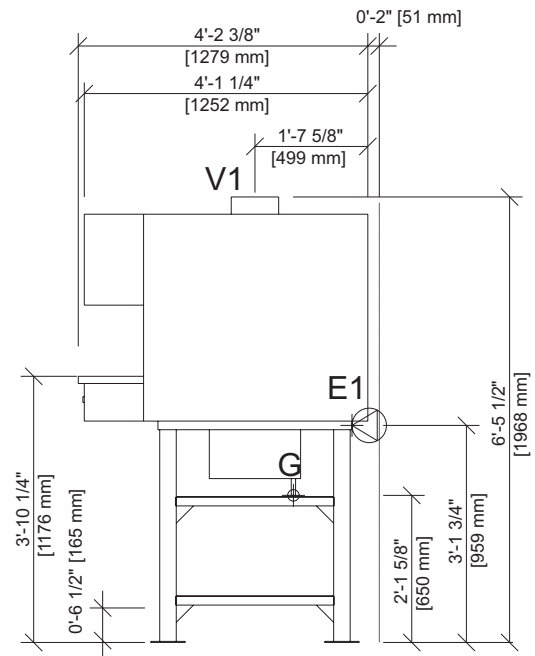
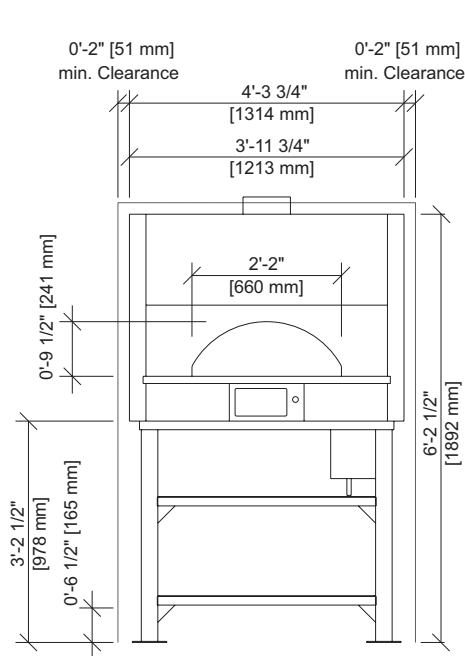
- Wood-Fired
- Natural Gas
- Liquid Propane Gas

Options

- Direct Ventilation (quoted separately)
- Exhaust Fan with Variable Speed Fan Control
- Integrated Fan Interlock
- Gas Regulator (1 required)
- 4’ (1219mm) Quick Disconnect Hose (1 required)
- Stainless Steel Facade
- Stainless Steel Stand
- Stainless Steel Front and Side Panels
- Interior Light Box
- Customized Tile Upgrade (front and side panels)
- Base Enclosure (Side Panels)
- Base Enclosure (Full Skirt Enclosure)

Accessories

- Dough Tray
- Dough Tray Lid(s)
- Dough Tray Dolly
- Standard Peel Tool Kit
- Deluxe Peel Tool Kit
- Wall Mounted Tool Rack



Electrical connection

9' (2.74m) flexible cord with NEMA 5-15P plug provided



Ventilation connection

8" (203mm) dia.



Gas connection (2)

3/4" NPT. Gas-suitable flex hose with quick disconnect required (supplied by others)

Solid fuel loading (through front door)

Wood

Volume and wood type is dependent on desired flavor profile and baking temperature

For utility loads and connection details, refer to Page 3 of this spec sheet.

All specifications are subject to change without notice, based on Marra Forni's commitment to ongoing product development and improvement measures. Ovens are designed only for the cooking of manufacturer-approved food products in commercial and institutional settings, and should not be used for any other purpose.

Electrical Connection Requirements

Electrical supply	Peak load ampacity	Min. supply ampacity	Max. breaker/disconnect	Plug	Cord
110V 50/60 Hz, 1 Ph	12A	15A	15A	NEMA 5-15P	4' (1.22m)

4' (1.22m) flexible cord with plug provided. Use of a GFCI (ground fault connection interruptor) outlet is not recommended for this appliance. Electronic burner ignition systems may frequently engage such a device and/or suffer from ignition failure as a result. If a GFCI outlet must be used, please consult with the factory for assistance.

Ventilation Connection Requirements

Connection	Volume	Static Pressure
8" (203mm) round collar	150 CFM 255 m³h	0.01" W.C. 2.5 Pa

Oven may be installed with an approved direct vent system, or an approved Type 1 exhaust hood system. Ventilation system must comply with all applicable local and national codes.

If direct ventilation is desired, a Marra Forni-designed optional vent system is available as an option and is strongly recommended. This option also requires the exhaust fan (with variable speed fan control) option.

If not using a Marra Forni-supplied direct ventilation connection, determining correct ventilation and code compliance is the responsibility of others.

Gas Connection Requirements

Maximum (per burner)	Minimum (per burner)	Avg./burner over 10 hr. duty cycle (Optional gas regulator reqd.)	Supply connection (1 reqd. per burner)	Natural gas	Propane
145,000 BTU 42.5 kW	70,000 BTU 20.5 kW	84,000 BTU 24.6 kW	Orifice diameter	3/4" NPT	3/4" NPT
			Air shutter gap	0.173"	0.125"
			Gas inlet supply pressure	1/4" (6.4mm)	3/8" (9.5mm)
			Input manifold pressure	10-14" W.C. (2.5-3.5 kPa)	10-14" W.C. (2.5-3.5 kPa)
			Output man. pressure, low fire	10" W.C. (2.5 kPa)	10" W.C. (2.5 kPa)
			Output man. pressure, high fire	1.8" W.C. (0.5 kPa)	1.5" W.C. (0.4 kPa)
				5.8" W.C. (1.4 kPa)	5.2" W.C. (1.3 kPa)

Supply via one (1) gas-suitable flex hose per connection, with 3/4" NPT connection and quick disconnects (hoses and disconnects supplied by others). Each burner (if more than one [1]) should be treated as a separate appliance for purposes including gas supply requirements, presence of flow regulators, heat load calculations for the room, and makeup air.

Dimensional Information

- Minimum clearance: 2" (51mm) on all sides and rear from combustible surfaces, 0" (0mm) from non-combustible surfaces, 18" (450mm) side clearance recommended for service access
- Exterior: (H x W x D): 77-1/2" x 47-3/4" x 50-3/8" (1968 x 1213 x 1279mm)
- Shipping: (H x W x D): 82" x 64" x 73" (2083 x 1626 x 1854mm)
- Weight: 1,856 lbs. (849 kg)
- Crated Weight: 2,256 lbs. (1023 kg)
- Freight Class: 77.5, shipped LTL

Specification

MS35-26WG Item # _____

Unit will be an ETL-listed Marra Forni MS35-26WG freestanding, wood and gas heated brick oven, intended for cooking and baking pizza and other approved food products.

Operating voltage will be 110V, 50/60 Hz, 1 Ph.

Unit heating will be provided by forced-air gas burners and wood burning.

Unit will feature a stone hearth cooking deck composed of a refractory brick composition, including volcanic material, to provide and maintain cooking temperatures up to 950°F (510°C).

Unit will feature a programmable electronic controller with selectable menus to accommodate a variety of cooking requirements, automatic timed on/off features, and display of QR codes to access documentation including service and maintenance videos.

Unit cooking area will measure 34-1/2" W x 26" D (876 x 660mm). Door opening will measure 26" (660mm) in width and 9-1/2" (241mm) in height.

Unit will feature a brick interior for superior heat retention and distribution within the cooking chamber.

Unit will feature a flush metal exterior.

Unit will include an oven mantle featuring a 1-1/4" (32mm)-thick black granite ledge.

Unit will include a black powder-coated steel stand and painted matte black steel facade, front and side panels.

Unit will be manufactured in the U.S.A. and comply with all applicable FTC requirements for this status.