



PROJECT: _____
 ITEM # _____ QTY: _____
 MODEL # _____
 AIA # _____ SIS # _____

DIRECT DRAW

Direct Draw Dispenser / Shallow Depth / Twelve Tap Tower

VDDN94HC-S-12T



EXCLUSIVE WARRANTY

- ▶ 7 Year Parts, Labor and Compressor
- ▶ Exclusive 2 Year Warranty On Magnetic Door Gaskets
- ▶ Lifetime Warranty On Handles & Hinges (parts only)



CABINET CONSTRUCTION

- Stainless steel exterior
- Top is made from heavy-duty stainless steel including drip tray
- Interior construction utilizes galvanized steel on walls and ceiling, heavy duty stainless steel floor
- Twelve tap Tower
- 3-in-1 Draft Solutions dispense beer, wine, or coffee (other non-alcoholic beverages) with the same tap-no line/manifold changes needed
- 3" Stainless steel insulated dispensing tower
- Drain hose located at the rear on compressor side for connection to floor drain
- Door locks
- Magnetic gaskets provide positive door seal
- 8' Cord And Plug (see electrical data for details)

REFRIGERATION

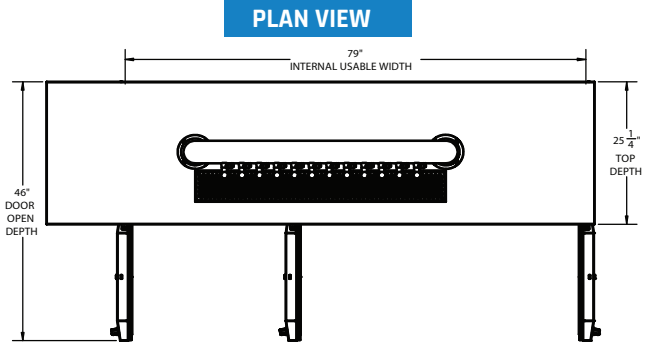
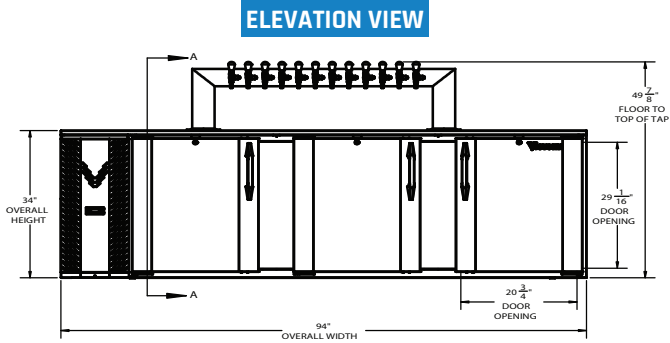
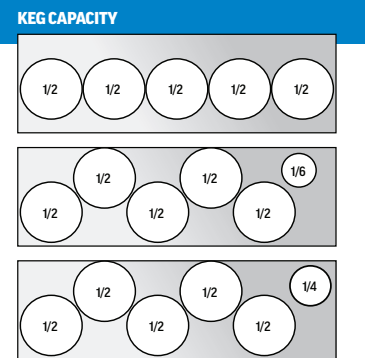
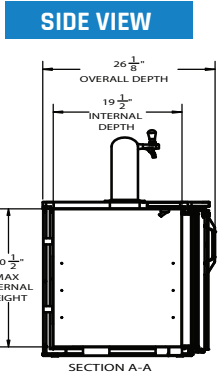
- Refrigeration System Uses R-290 Refrigerant To Comply With All Environmental Concerns
- Side Mounted Refrigeration System For Serviceability
- Automatic, non-electric defrost
- Epoxy Coated Evaporator Coil
- Refrigerator Capable Of Maintaining Product Temperature 36°F To 38°F

FEATURES

- Full Electronic Control
- Vertical Door Handles
- Self-Closing Doors With 120° Stay-Open Feature For Easy Product Loading
- Led Lighting

OPTIONS & ACCESSORIES

- | | | | |
|---|------------------------------|-----------------------------|---|
| • Right side compressor location (-ALT) (specify at time of unit order) | • Glass door | • Drip tray location option | • 3" Casters, 6" Casters or 6" Black legs |
| • Stainless steel interior lining | • Shelves | • Faucet locks | • No draft/hole cover option |
| • Stainless steel back | • Shelf clips | • Glass rinser | • Remote option* (see note on back on page) |
| | • Wine & coffee models | • Right or left hinged door | |
| | • Custom tower hole location | • Leveling feet | |



We reserve the right to change specifications and product design without notice. Such revisions do not entitle the buyer to corresponding changes, improvements, additions or replacements for previously purchased equipment. Dimensional tolerances +/- 1/4". Metric dimensions (MM)

CHARACTERISTICS		ELECTRICAL DATA		SHIPPING DETAILS	
Net Capacity (cubic ft.)	27.191	Cabinet Voltage	115/60/1	Height	42 3/16"
External Width, Overall (in.)	94"	Total Amperes	3.3	Width	96 3/4"
External Depth, Overall (with handle)	26 1/8"	NEMA Plug (8' cord)	5-15P	Depth	33 3/8"
External Height Overall (with casters)	49 7/8"	REFRIGERATION DATA		Crated Weight	484 lbs.
Depth, Door Open 90°	46"	Condensing Unit Size, HP	1/3	*NOTE: Remote units are field wired and come with 6" legs. Refrigerant must be specified at time of order. 0" Clearance is Required	
Door Openings (in.)	20 3/4" x 29 1/16"	Refrigerant*	R-290		
No. Of Doors	3	Capacity (BTU/HR) (100°F/20°F)	1942		
Internal Width Usable (in.)	79"	Heat Rejection (BTU/HR)	2913		
Internal Depth Overall (in.)	19 1/2"	Charge (lbs/grams/ounces)	0.2535 / 115 / 4.05		
Internal Height Overall (in.)	30 1/2"				
Number of 1/2 Kegs	5				

3779 Champion Blvd, Winston-Salem, NC 27105 | ph: (888) 845-9800 | fax: (800) 253-5168

Sales@VictoryRefrigeration.com | VictoryRefrigeration.com

Rev. 11/25 Printed in U.S.A.



Please Verify Qualifying Units By Visiting:
www.energystar.gov/cfs