

**ESTABLISHING A NEW STANDARD IN THE COMMERCIAL REFRIGERATION INDUSTRY**

Energy efficient, environmentally friendly, featuring spark-free components, low refrigerant charge and the most attractive product display.

**KEY FEATURES****ECO-FRIENDLY HC NATURAL REFRIGERANT**

New R290 HFC-free refrigerant gas that reduces environmental impact and increases efficiency.

**NEWLY DESIGNED CONDENSER**


New condenser featuring a joint reduction down to zero increasing long term refrigeration reliability and safeguarding against any system leaks.

**ELECTRONIC TEMPERATURE CONTROLLER**

Electronic controller assures optimal refrigeration performance through precision temperature control, and intelligent control for defrost cycle, compressor & other component functions.

**ELECTRONIC FAN MOTORS**

Enhances performance and efficiency. Uses only a fraction of the energy and offers longer life expectancy than industry standard shaded-pole motors.

**LED EFFICIENCY +220 LUX MINIMUM OUTPUT**

New 5th generation constant power ultra-high efficiency LED uses lowest energy possible, with highest light output.

**SPARK-FREE REFRIGERATION COMPONENTS**

All HC models will have spark free refrigeration components for optimal safety, per UL requirements.

## TECHNICAL SPECIFICATIONS

Exterior dimensions	Internal dimensions	Usable interior capacity
H: 38 1/4"	H: 24 3/4"	H: 23 1/4"
W: 18 7/8"	W: 15 7/8"	W: 14 3/4"
D: 24 1/4"	D: 16 3/4"	D: 14 1/8"

Usable volume	2.8 ft <sup>3</sup>
Doors	1
Door construction	Plastic frame
Shelves	3
Shelf size	W: 15 1/4" D: 14 5/8"
External material	Pre-painted steel
Internal material	Pre-painted steel

## CAPACITY DATA\*\*

### 20 oz bottle capacity

Total: 50

Facings per shelf: 5

Total facings: 10

### 12 oz can capacity

Total: 100


Facings per shelf: 10

Total facings: 20

## REFRIGERATION PERFORMANCE DATA

Refrigerant	R290 0.09oz	
Energy consumption	0.950 kwh / 24 h	
Compressor power	1/6 HP 308 watts	
Condenser	Dynamic	
Thermostat setting default	Cut-out 32°F	Cut-in 44.6°F

## ELECTRICAL DATA

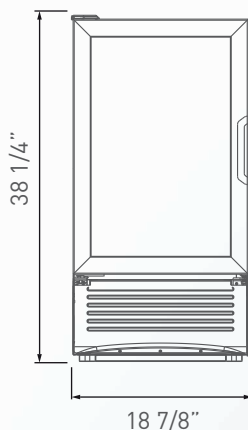
Power supply	115V / 60 Hz
Amps	3.0
Length of cord	118"
Lighting	2 modules 12 total LED's
Plug type 	NEMA 5-15P
Controller	ETC1H

## LOGISTIC DATA

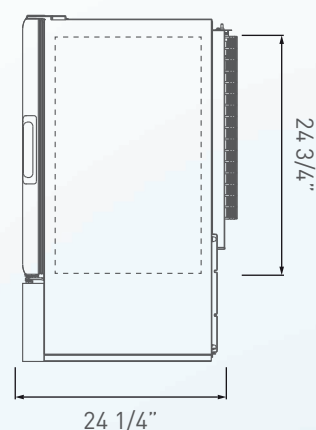
Trailer loads	20': 80 40': 164 53': 232
Unit weight w/packaging	96 lb
Dimensions w/packaging	H: 38 5/8" W: 20 1/2" D: 26 3/4"

## PRODUCT VIEWS

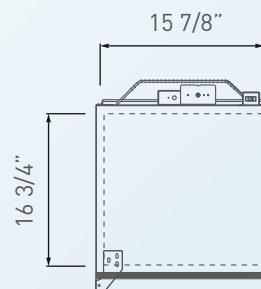
Front view



Side view



Top view



\*Energy consumption based on C condition

\*PA System (Active walls)

\*Dimensions rounded up to the nearest inch or millimeter

\*Specifications subject to change without notice

\*H: Height, W: Width, D: Depth

\*\*Product capacity expressed at its highest level

### Customer service and warranty

Operators must follow installation and operational guidelines per Imbera Users Manual. Each cooler must be connected directly to a single power supply, otherwise warranty will be voided.

07/13/2021