



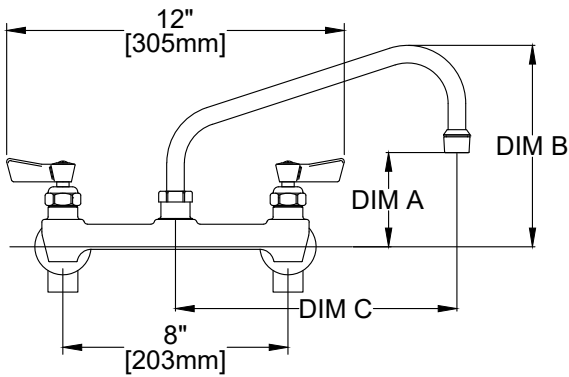
FISHER MANUFACTURING COMPANY TOLL FREE: 800-421-6162 - FAX: 800-832-8238  
customer@fisherfaucets.com - www.fisherfaucets.com

PRODUCT NAME:

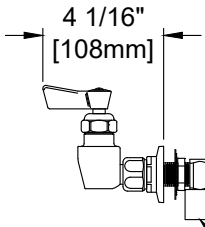
SS FAUCET 8BSELH SS

SPEC. FAHS-KF-8BSEELL

Customer/Wholesaler:	Date:	Job Name:	Model Specified:	Quantity:
Contractor:		Architect/Engineer:		



MODEL	DESCRIPTION	DIM A	DIM B	DIM C
60917	SS FAUCET 8BSELH 10SS	3 1/8" [79mm]	6 7/8" [175mm]	10" [254mm]
60658	SS FAUCET 8BSELH 14SS	4 3/8" [111mm]	8 1/4" [210mm]	14" [356mm]
60526	SS FAUCET 8BSELH 16SS	5" [127mm]	8 7/8" [225mm]	16" [406mm]



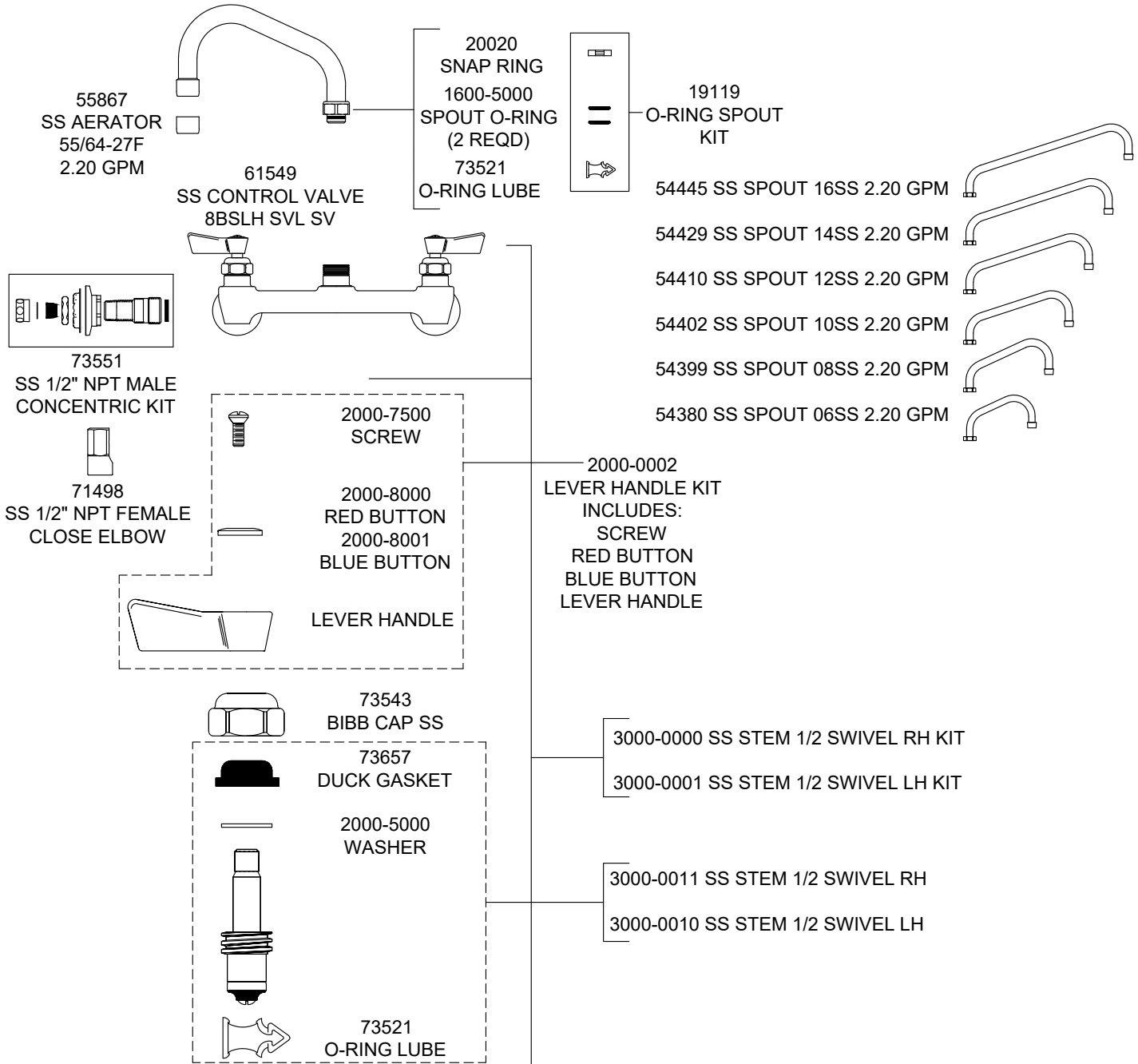
CLOSE ELBOWS  
1/2" NPT FEMALE  
INLETS

PRODUCT SPECIFICATIONS: 8" BACKSPASH FAUCET, W/ SWIVEL STEMS, LEVER HANDLES, SWING SPOUT, CLOSE ELBOWS 1/2" NPT FEMALE INLETS

PRODUCT COMPLIANCE:  
ASME A112.18.1 / CSA B125.1  
NSF 61 - Section 9  
NSF 372 (Low Lead Content)

Customer/Wholesaler:	Date:	Job Name:	Model Specified:	Quantity:
Contractor:		Architect/Engineer:		

## REPLACEMENT PARTS



PRODUCT SPECIFICATIONS: 8" BACKSPASH FAUCET, W/ SWIVEL STEMS, LEVER HANDLES, SWING SPOUT, CLOSE ELBOWS 1/2" NPT FEMALE INLETS

PRODUCT COMPLIANCE:  
ASME A112.18.1 / CSA B125.1  
NSF 61 - Section 9  
NSF 372 (Low Lead Content)