



Project \_\_\_\_\_

Item # \_\_\_\_\_

Quantity \_\_\_\_\_

# Rapide Cuisine® Countertop Heavy-Duty Induction Ranges

Models: IRNG-HC1-14, -18

Hatco's patent-pending Rapide Cuisine® Heavy-Duty Induction Range is designed for intense commercial foodservice applications. This model is simple to operate and has the Magnetic Power System (MPS), delivering the highest power in its class!

The unit features a large control knob, extra side impact protection and a scratch-hiding cooktop surface.

## Standard features:

- High resolution TFT (thin film transistor) display instantly advises the operator of precise power (1 to 100) and time control (30 seconds to 10 hrs.)



- Large control knob is adaptive and adjusts to user input. From precise, fine control (slow turns) to spanning the full range in a single twist (fast turns)
- Includes a grease filter and extra side impact protection
- Patterned, glass-ceramic top that is durable, easy to clean and allows scratches from heavy use to become less noticeable
- Fully-sealed top with conformal coated boards adds extra protection against grease or moisture
- Keeps its "cool" even in hot kitchen environments
- Pan Sense Technology (PST) activates the unit only when a suitable pan is placed on top
- Safety and convenience features such as automatic shut-off to prevent overheating
- Low-profile, contemporary design
- USB port for downloading updates
- 71" (1800 mm) cord with plug



IRNG-HC1-18

Close up of patterned black glass-ceramic top – helps prevent noticeable scratches due to heavy use



For operation, location and safety information, please refer to the Installation and Operating Manual.



ANSI/NSF 4



HATCO CORPORATION | P.O. Box 340500 Milwaukee, WI 53234-0500 U.S.A. | (800) 558-0607 | (414) 671-6350



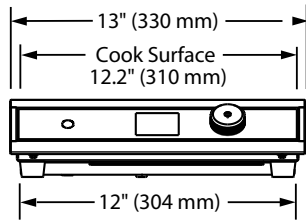
[www.hatcocorp.com](http://www.hatcocorp.com) | [support@hatcocorp.com](mailto:support@hatcocorp.com) | [Find a Hatco Rep](#) | [Image Library](#) | [Document Library](#) | [Chat](#)



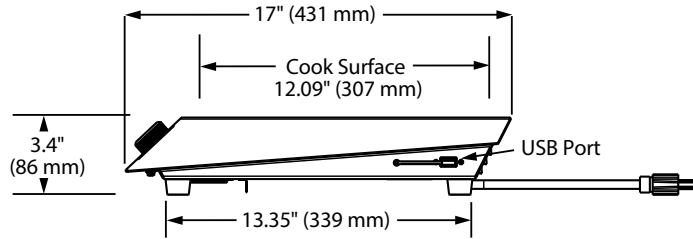
# Rapide Cuisine® Countertop Heavy-Duty Induction Ranges

Models: IRNG-HC1-14, -18

## IRNG-HC1 Model



FRONT VIEW



SIDE VIEW

## SPECIFICATIONS Countertop Heavy-Duty Induction Ranges

Model	Dimensions (Width x Depth x Height)	Volts	Phase	Watts	Amps	Plug	Cord Location	Ship Weight*
IRNG-HC1-14	13" x 17" x 3.4" (330 x 431 x 86 mm)	120	Single	1440	12.0	NEMA 5-15P	Rear left bottom base corner	17 lbs. (8 kg)
IRNG-HC1-18	13" x 17" x 3.4" (330 x 431 x 86 mm)	120	Single	1800	15.0	NEMA 5-15P <sup>§</sup>	Rear left bottom base corner	17 lbs. (8 kg)

\* Shipping weight includes packaging and is approximate.

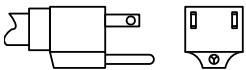
§ Not available for Canada.

## PAN SIZE

Maximum Pan Size: 13" diameter (330 mm), Minimum Pan Size: 4" diameter (102 mm)

## PLUG CONFIGURATIONS

### NEMA 5-15P



## PRODUCT SPECS

### Rapide Cuisine® Heavy-Duty Induction Ranges

The Heavy-Duty Countertop Induction Range shall be a Rapide Cuisine® model, manufactured by the Hatco Corporation, Milwaukee, WI 53234 U.S.A. The Induction Range shall be rated at ... watts, ... volts, single phase and be ... inches (millimeters) in overall width. The Countertop Induction Range shall consist of a stainless steel housing with an aluminum base with a single generator coil and a glass

ceramic top surface. It includes a glass touch panel, an infinite control (0-100 power steps and time control of 1 minute to 10 hours), grease filter USB port (for software updates) and a 71" (1800 mm) cord and plug.

Warranty consists of 24/7 parts and service assistance (US and Canada only).

HATCO CORPORATION

P.O. Box 340500 Milwaukee, WI 53234-0500 U.S.A.

(800) 558-0607

(414) 671-6350



[www.hatcocorp.com](http://www.hatcocorp.com)

[support@hatcocorp.com](mailto:support@hatcocorp.com)

[Find a Hatco Rep](#)

[Image Library](#)

[Document Library](#)

[Chat](#)