

# Fusion

Self-Service Refrigerated Open Reach-In - 84"H

**Structural Concepts®**

DELIVERING FRESH. ALWAYS.™

(Lengths do not include 1-1/8" end panels)

- **MD484R**                      48"L x 37-1/8"D x 84-1/2"H
- **MD684R**                      72"L x 37-1/8"D x 84-1/2"H

## Included

- Integrated average product temperature of 40°F or less
- LED top & shelf lights
- One year parts & labor warranty
- Open reach-in front
- Remote DX refrigeration
- Stainless steel rear exterior



**MD484R**

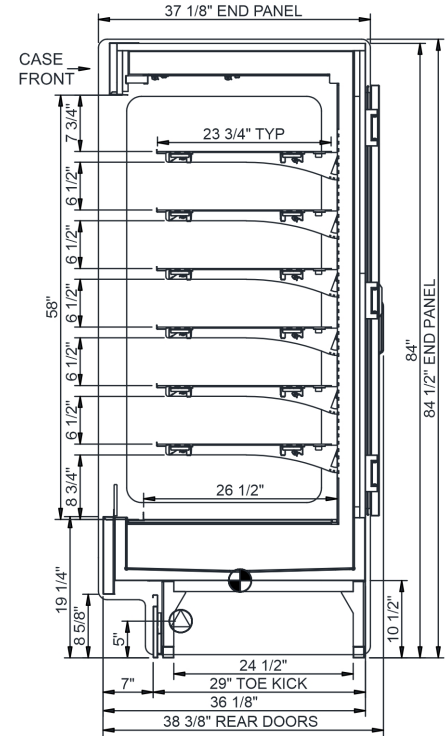
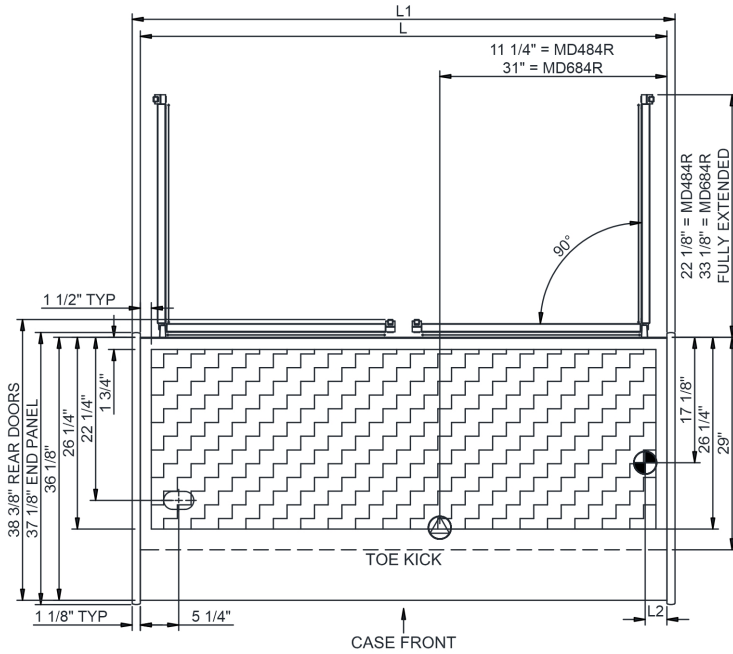
Specify	Standard Features	Additional Options
<b>EXTERIOR COLOR</b>	• Powder coated Silversan Black	• Powder coated (stock/non-stock colors)
<b>INTERIOR COLOR</b>	• Powder coated Silversan Black	• Stainless steel
<b>LOWER FRONT PANEL COLOR</b>	• Powder coated Silversan Black	• Powder coated (stock/non-stock colors) • Stainless steel
<b>BASE SUPPORT</b>	• Rail system for shims	
<b>BUMPER FRONT</b>	• 1" Boston bumper (specify color)	• 1" Stainless steel plate rail bumper
<b>END PANELS</b>	• Full w/stainless steel mirror interior	• Cutaway w/glass • None (specify per line-up)
<b>HEADER</b>	• Flat header	
<b>PRICE TAG MOLDING</b>	• None	• Universal price tag molding (clear w/ open top)
<b>REAR DOORS</b>	• None (solid back panel)	• Solid rear swinging door(s) w/o lock
<b>SHELVING</b>	• (6) Lighted clear glass shelves	
<b>LIGHTS</b>	• LED 3500K w/ frosted lens	
<b>ELECTRICAL CONNECTION</b>	• Electrical leads (remote)	
<b>REFRIGERATION</b>	• Remote DX refrigeration	• Remote w/thermostat, solenoid & TXV
<b>SENSOR</b>	• None	• CPC discharge air sensor (remote)
<b>MISCELLANEOUS</b>		• Second year parts & labor warranty

<b>Intended Environment:</b> Type I - Designed to operate in ambient conditions of 75°F with 55% relative humidity unless noted otherwise in system information below.		
<b>Zone</b>	<b>Intended Product To Be Displayed</b>	<b>Warmest Avg Prod Temp ° F</b>
1	Packaged / unpackaged refrigerated products	40





### PLAN VIEW

### SIDE VIEW

REAR DOORS OPENING	
MODEL	WD x HT x QTY
MD484R	17" x 57 3/4" x 2
MD684R	28 5/8" x 57 3/4" x 2



NOTE: ALL DIMENSIONS APPROXIMATE

-  **ELECTRICAL JUNCTION BOX**  
(SUPPLIED WITH 6" LEADS OR POWER CORD).
-  **REFRIGERATION LINE CONNECTION.**
-  **SELF-CONTAINED CASE SERVICE ACCESS AREA.**
-  **LOCATION OF DRAIN TUBE FOR REMOTE REF. ONLY**  
(SUPPLIED WITH 3/4" OR 1 1/2" PVC TUBE).
-  **REMOTE FLOOR SINK & UTILITIES ACCESS AREA.**
-  **DRY CASE SERVICE ACCESS AREA.**

Model Technical Specifications																
Model	L"	L1"	L2"	System Circuit Volts		Phs	Freq	Amps ***	Watts	Wires	NEMA Plug	SST	Conv. Rack BTUH	Para. Rack BTUH	Est Wt	
MD484R	48.00	50.25	3.00	Remote (DX)	Circuit #1	110-120	1	60	2.26	140	2+G	Leads Multiple	20.00	9072	8400	1,000
MD684R	72.00	74.25	3.00	Remote (DX)	Circuit #1	110-120	1	60	2.64	208	2+G	Leads Multiple	20.00	9245	8560	1,350

\*\*\* Does not include electric defrost on freezer models.

Regulatory Approvals:	
All Models	Accordance with AHRI Std 1200 ETL Listed to UL 471 ETL Listed to CAN/CSA 22.2 No. 120 ETL Sanitation to NSF/ANSI 7



In Accordance with **AHRI Std 1200** **DOE 2017** Energy Efficiency Compliant

### Important Notes:

- Units must be shimmed during installation to ensure the unit is level and plumb.
- ⚠ WARNING:** This product can expose you to chemicals, including Urethane (Ethyl Carbamate), which are known to the State of California to cause cancer and birth defects or other reproductive harm. For more information go to [www.P65Warnings.ca.gov](http://www.P65Warnings.ca.gov).