



# ELITE SERIES REFRIGERATION

SERVING THE FOOD INDUSTRY SINCE 1951

## 71 CU. FT. TRIPLE-SWING DOOR REFRIGERATION

Model: G372 Item 41220



*With its large display capacity, this triple-door refrigeration is one of the largest and most versatile in the market.*

### KEY FEATURES

- **BMAD refrigeration system**  
Allows to cool down the interior and maintain the temperature range with a minimum energy consumption.
- **30 gauge exterior pre-painted steel**  
Brings years of duration.
- **Electronic temperature controller**  
Assures an optimal performance of the cooler, making the product temperature ideal for its consumption
- **High efficiency glass door**  
With a double panel and a low-e film reduces the condensation. Self closing system allows the door to get back to its original position, taking care not to damage it.
- **LED lighting system**  
Uses a portion of the energy of regular fluorescent lights, and need no replacement for seven years.
- **CFC and HFC free Cyclopentane foam**  
Is eco-friendly and a high efficiency insulator.
- **Electronic fan motors**  
Allows a better performance, using only a portion of the energy required by a shaded pole motor.



Establishing a NEW STANDARD in the commercial refrigeration industry.



COMMERCIAL REFRIGERATOR  
AND/OR FREEZER  
9242



NSF/ANSI 7 COMMERCIAL REFRIGERATOR  
AND/OR FREEZER  
20YY



Authorized Dealer

# ELITE SERIES REFRIGERATION

71 CU. FT. TRIPLE-SWING DOOR REFRIGERATION



COMMERCIAL REFRIGERATOR  
AND/OR FREEZER  
9242

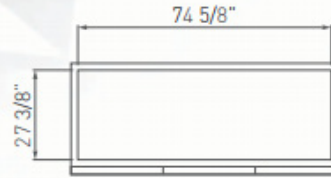


NSF/ANSI 7 COMMERCIAL REFRIGERATOR  
AND/OR FREEZER  
20YY

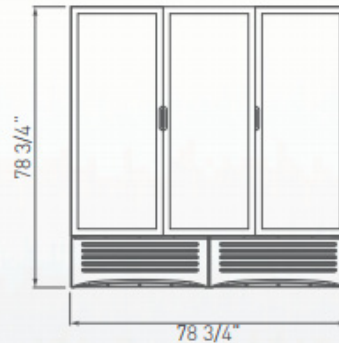
NEMA  
5 - 15  
125 VAC / 15 AMP



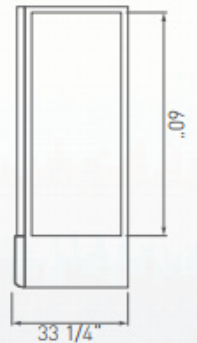
## PRODUCT DIMENSIONS



TOP VIEW



FRONT VIEW



SIDE VIEW

## TECHNICAL SPECIFICATIONS

ITEM NUMBER	41220	ENERGY CONSUMPTION	9.615 kWh/day
MODEL	G372	ELECTRICAL	115V / 60Hz
DESCRIPTION	71 cu. ft. Triple-Swing Door Refrigeration	CORD LENGTH	120" / 3048 mm
VOLUME	70.8 cu. ft. / 2004.8 liters	HORSEPOWER	1/3 HP
DOORS	3	AMPS	13.8A
SHELVES	15	WEIGHT	746.3 lbs. / 338.5 kg.
SHELF SIZE	21.5" x 24.12" / 546.1 x 612.6 mm	INTERNAL DIMENSIONS (WDH)	74 5/8" x 27 3/8" x 60" 1897 x 694 x 1525 mm
CAPACITY	20 oz bottle capacity - Flat Shelves: 840   Front Facing: 7 12 oz can capacity - Total: 1824	DIMENSIONS (WDH)	78 3/4" x 33 1/4" x 78 3/4" 2000.25 x 844.55 x 2000.25 mm
TEMPERATURE RANGE	0°C - 7°C / 32°F - 44.6°F		

BMAD System (Low maintenance high performance). Dimensions rounded up to the nearest inch or millimeter. Specifications subject to change without notice.



**LIMITED WARRANTY**

3 YEAR PARTS AND LABOR  
5 YEARS PARTS ONLY ON COMPRESSOR

## OMCAN INC.

Telephone: 1-800-465-0234

Fax: (905) 607-0234

Email: sales@omcan.com

Website: www.omcan.com



Follow us to keep up to date with the latest news and offers



2018.E.O.E