



Project \_\_\_\_\_  
 AIA # \_\_\_\_\_ SIS # \_\_\_\_\_  
 Item # \_\_\_\_\_ Quantity \_\_\_\_\_ C.S.I. Section 114000

## A-Series

Dual Temp Refrig./Frzr. Reach-In Model  
 N-Width, 32" Deep, Self-Contained



### STANDARD PRODUCT FEATURES

- Freezer in Right Section, Refrigerator in Left Section
- Traulsen's Smart Control with LED Display
- Stainless Steel Exterior/Anodized Aluminum Interior
- Balanced, Self-Contained Dual Refrigeration Systems Using R-450A & R-448A
- Full or Half-Height Stainless Steel Doors with Locks
- Self-Closing Doors with Stay Open Feature at 120 Degrees
- Standard Door Hinging: 232N = Left/Right (other hingsings available)
- Automatically Activated LED Lights
- Stainless Steel Breaker Caps
- Three (3) Adjustable, Coated Wire Shelves per Section, Supported on Shelf Pins (factory installed)
- Automatic Non-Electric Condensate Evaporator
- Magnetic Snap-In EZ-Clean Door Gaskets
- Gasket-Protecting Raised Door Liners
- Thermostatic Expansion Valve Metering Device
- Stainless Steel One-Piece Louver Assembly
- 9' Cord & Plug Attached
- Set of (4) 6" High Adjustable Stainless Steel Legs

### ACCESSORIES & OPTIONS

- Stainless Steel Finished Back with Rear Louvers
- Rehinging Feature for Doors
- #1 Type Trayslides to Accommodate either (1) 18" x 26" or (2) 14" x 18" Sheet Pans
- #4 Type Trayslides to Accommodate 18 to 19 Levels for 18" x 26" Pans
- Universal Type Trayslides to Accommodate Either (1) 18" x 26", (2) 14" x 18" Sheet Pans, or (2) 12" x 20" Steam Table Pans
- Additional Coated Wire or Optional Stainless Steel Shelves
- Stainless Steel Banking Strip
- EZ-Change Interiors (#1, universals, universal heavy-duty, trayslides & shelves)
- EZ-Open Foot Pedals (full height doors only)
- Locking Hasps (padlocks supplied by others)
- Export 220-240/50/1
- 208-230/115/60/1 Voltage in Lieu of Standard 115/60/1
- Kool Klad Exterior Laminate Decor (consult factory)
- Set of (4) 4 1/8" or 6" High Casters in Lieu of Legs
- 6" Stainless Steel Flanged Legs
- Other Support Options: 4 1/2" High Base or 6" High Kickplate (for use with standard legs)
- Clear Glass Doors in Place of Solid Refrigerator Doors
- Heat Shield
- Relocate Freezer Compartment
- Contact Factory for Prison/Correctional Facility Options



Intertek



This unit is listed to the applicable UL, CSA and NSF Standards by an approved NRTL. Consult the factory or unit's data plate for approval information.

### AVAILABLE CONFIGURATIONS

#### A-Series Models

ADT232NUT-FHS  
 ADT232NUT-HHS

#### Door(s)

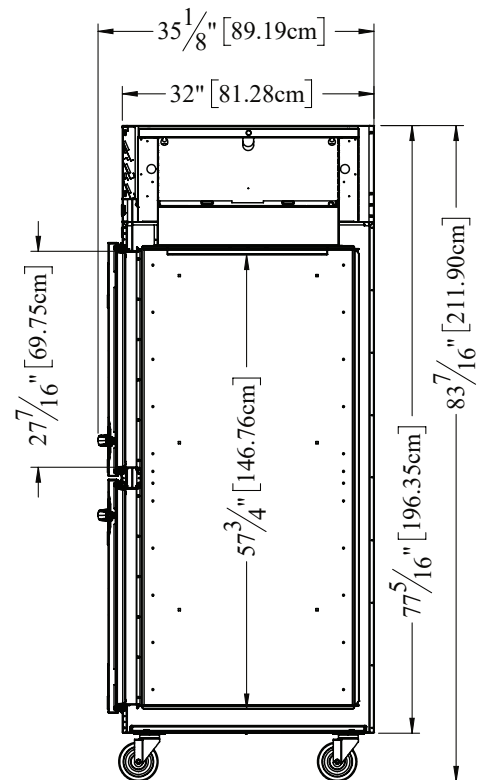
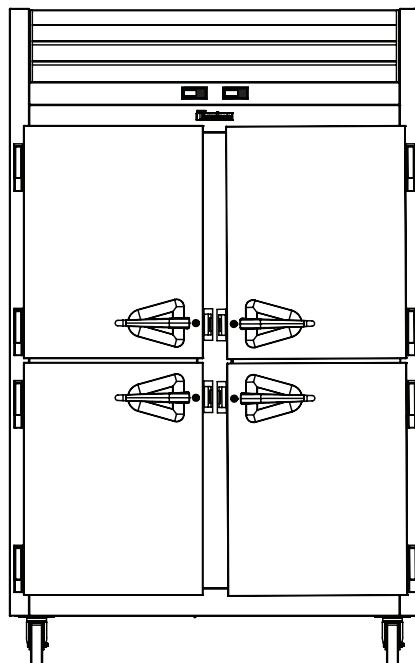
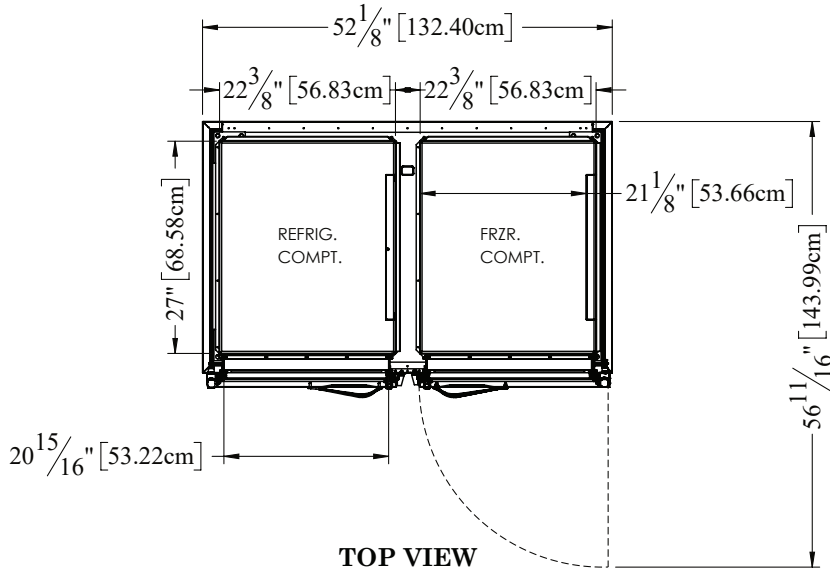
Full Height Solid  
 Half Height Solid

- **GUARANTEED FOR LIFE CAM-LIFT HINGES**
- **GUARANTEED FOR LIFE HORIZONTAL WORK FLOW DOOR HANDLES (SOLID DOORS ONLY)**

Approved by \_\_\_\_\_ Date \_\_\_\_\_ Approved by \_\_\_\_\_ Date \_\_\_\_\_

### MODEL

ADT232NUT-HHS



CAD and/or Revit Files Available

<https://traulsen.klccad.com/>

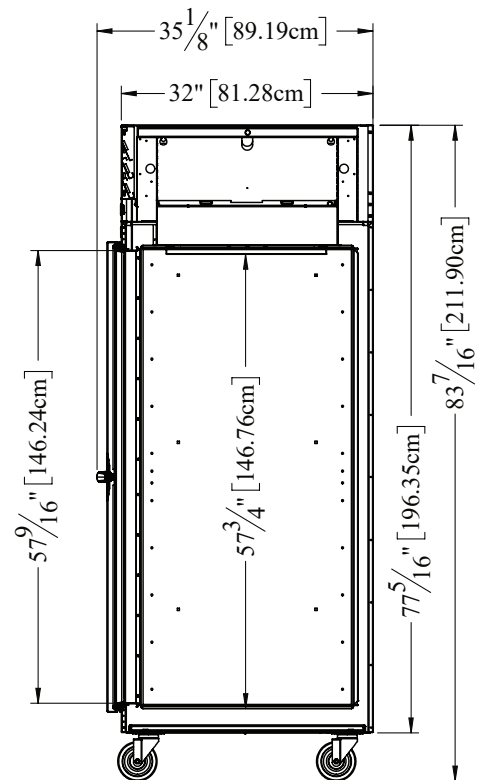
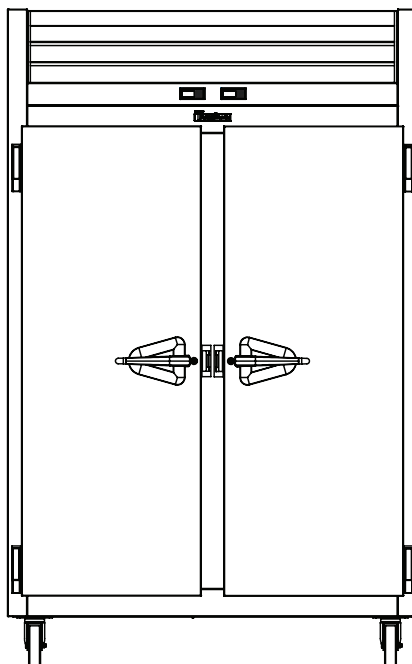
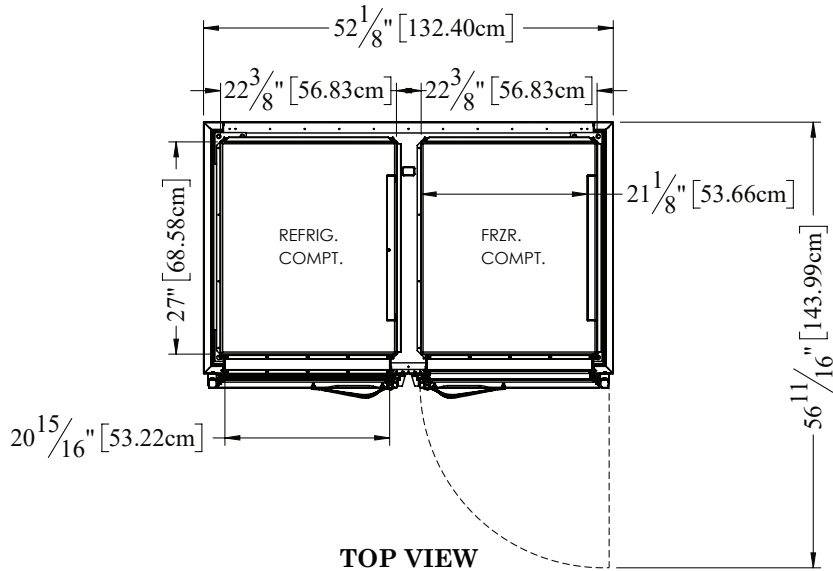


# A-Series

Dual Temp Refrig./Frzr. Reach-In Model  
N-Width, 32" Deep, Self-Contained

## MODEL

ADT232NUT-FHS



> CAD and/or Revit Files Available

<https://traulsen.kclcad.com/>

## MODEL

ADT232NUT-HHS,  
ADT232NUT-FHS

## EQUIPMENT SPECIFICATIONS

MODELS	ADT232NUT
<b>DIMENSIONAL DATA</b>	
Net capacity total cu. ft.	42.26 (1196.7 cu l)
Net capacity refrig. cu. ft.	21.13 (598.34 cu l)
Net capacity freezer cu. ft.	21.13 (598.34 cu l)
Length - overall in.	52 1/8" (132.4 cm)
Depth - overall in.	35 1/8" (89.2 cm)
Depth - over body in.	32" (81.3 cm)
Depth - door open 90° in.	56 11/16" (144 cm)
Clear door width in.	20 15/16" (53.2 cm)
Clear half-door height in.	27 7/16" (69.8 cm)
Clear full-door height in.	57 9/16" (146.3 cm)
Height - overall on 6" legs <sup>2</sup>	83 7/16" (211.9 cm)
No. Standard Shelves	6
Shelf area total sq. ft. <sup>3</sup>	24.22 (2.25 sq. m)
Shelf area refrigerator sq. ft. <sup>3</sup>	12.11 (1.13 sq. m)
Shelf area freezer sq. ft. <sup>3</sup>	12.11 (1.13 sq. m)
<b>ELECTRICAL DATA</b>	
Voltage   Plug	115/60/1   NEMA 5-20P
Full Load Amperes   MDEC <sup>4</sup>	15.4   8.02 kWh/Day
<b>REFRIGERATION DATA</b>	
Refrigerant - Refrigerator	R-450A
Refrigerant Charge Amount oz.	14 (396.9 g)
Refrigerant - Freezer	R-448A
Refrigerant Charge Amount oz.	13 (368.5 g)
BTU/HR   H.P. <sup>1</sup> - Refrigerator	2240   1/3 HP
BTU/HR   H.P. <sup>1</sup> - Freezer	1930   1/2 HP
<b>SHIPPING DATA</b>	
Length - Crated in.	62" (157.5 cm)
Width - Crated in.	42" (106.7 cm)
Height - Crated in.	85" (215.9 cm)
Volume - Crated cu. ft.	128.09 (3627.1 cu l)
Weight - Crated lbs.	749 (339.7 kg)

**NOTES:** Figures in parentheses reflect metric equivalents.

- Based on a 90°F ambient and 20°F evaporator for the refrigerated section & a 90°F ambient and -20°F evaporator for the freezer section.
- 12" Top clearance preferred for optimum performance & service access.
- Area of standard shelf compliment only, does not include storage area of additional shelves or available on cabinet bottom.
- MDEC = Maximum Daily Energy Consumption

### CONSTRUCTION, HARDWARE, INSULATION

Cabinet exterior front, one piece sides, louver assembly & door is constructed of heavy gauge stainless steel with #4 finish. Cabinet interior & door liners are also constructed of anodized aluminum. The exterior cabinet top, back & bottom are constructed of heavy gauge galvanized steel. A set of four (4) adjustable 6" high stainless steel legs are included.

Doors are equipped with a gasket-protecting metal door pan, removable plug cylinder locks & guaranteed for life cam-lift, gravity action, self-closing metal, glide hinges with stay open feature at 120 degrees. Hinges include a switch to automatically activate the interior LED lighting. Guaranteed for life, work flow door handles are mounted horizontally over recess in doors which limit protrusion from door face into aiseways. Doors have seamless, polished metal corners.

Gasket profile & EZ-Clean material simplify cleaning & increase overall gasket life. Anti-condensate heaters are located behind the door opening. Both the cabinet & door is insulated with an average of 2" thick high density, non-CFC, foamed in place polyurethane.

### SELF-CONTAINED REFRIGERATION SYSTEM

A top-mounted, self-contained, balanced refrigeration system using environmentally friendly, non-flammable R-450A & R-448A refrigerants is conveniently located behind the one piece louver assembly. These models feature an easy to clean front facing condenser, thermostatic expansion valve, air cooled hermetic compressor, large, high humidity evaporator coil. A 9' cord & plug is provided standard. Standard operating temperatures are 34-38°F for the refrigerator compartment & -5 to 0°F for the freezer compartment (capable of -10°F in up to 100°F ambient).

### CONTROL

Traulsen's Smart Control features advanced control algorithms & sophisticated diagnostic capabilities to optimize performance. Utilizing Smart Sensors, it adapts the operation of the refrigeration system to a variety of environments & usage patterns. The Smart Control also offers a complete set of visual alarms designed to alert the user to critical events such as power outages or a prolonged door opening. In the event of an alarm, a dedicated Alarm LED will illuminate, informing the user of the critical event and duration.

### INTERIOR

Standard interior arrangements include three (3) coated wire shelves per section, mounted on shelf pins. Shelves are full-width & do not have any large gaps between them requiring the use of "bridge" or "junior" shelves. Recommended load limit per shelf should not exceed 225 lbs. Optional tray slides may be purchased in combination with, or in lieu of these. Interior arrangements are factory-installed & EZ-Change interior slides (only) are field installed.

### WARRANTY

Both a six year parts and labor warranty and a seven year compressor warranty (self-contained models only) are provided standard.

When ordering please specify: Voltage, Hinging, and Options.

Equipped with one NEMA 5-20P Plug

