



BX-14G and DFG-200

BX Boilerless Combi Stacked on a Full-Size Gas Convection Oven



Shown with optional casters

BX-14G Approvals



DFG-200 Approvals



Project _____

Item No. _____

Quantity _____

Requires Blodgett stacking kit SK-88FS.

This model consists of a standard BX-14G stacked on a DFG-200. For more information on each oven refer to the the BX-14G and DFG-200 specifications sheets.

SHORT FORM SPECIFICATIONS Provide Blodgett model BX-14G boilerless Combi stacked on a model DFG-200 bakery depth gas convection oven.

BCX-14G Combi - Shall have low temperature cooking and holding, rethermalizing, cool down mode and our Exclusive Steam on Demand steam injection system. Oven capacity to accept 7ea 18x26 bake pans or 14ea 12x20x2.5" full size steam table pans with 3-1/4" spacing. Front access service user interface control panel and service diagnosis system. Unit shall be constructed with a fully welded stainless steel frame. Cooking chamber shall be constructed with 316 series with 2B dull stainless steel finish and coved corners. Unit shall include a four speed, bi-directional fan with vent switch to control humidity in the cooking chamber. Dual pane thermal glass window with 180 degree door swing, two-step safety door-latch with adjustable door hinges, door mounted drip pan. Unit to include a detachable 4" core temperature probe, halogen lights and external hose with spray nozzle. A start-up inspection service will be performed by our factory-authorized agent at no cost to the operator. One-year parts and labor warranty.

DFG-200 - Each compartment shall have (porcelainized/ stainless) steel liner and shall accept five 18" x 26" standard full-size bake pans in left-to-right or front-to-back positions. Stainless steel front, top and sides. Doors shall (be solid stainless steel/have dual pane thermal glass windows) with single porcelain handle and simultaneous operation. Unit shall be gas heated with electronic spark ignition and shall cook by means of a dual-flow system combining direct and indirect heat with a gas shutoff switch on the front of the control panel. Air in baking chamber distributed by dual inlet blower wheel powered by a two-speed (single speed for CE model), 1/3 HP motor with thermal overload protection. Each chamber shall be fitted with two commercial lamps, five chrome-plated removable racks and removable crumb trays. Control panel shall be recessed with solid state digital control with LED display, Cook & Hold and Pulse Plus. Provide three year parts, two year labor and five year door warranty.

BX-14G STACKED ON A DFG-200


BLODGETT OVEN COMPANY

www.blodgett.com • 44 Lakeside Avenue, Burlington, VT 05401 • Phone: (802) 658-6600 • Fax: (802) 864-0183

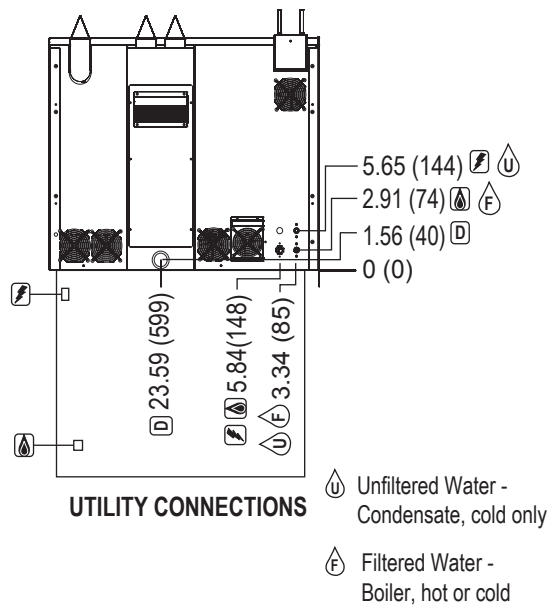
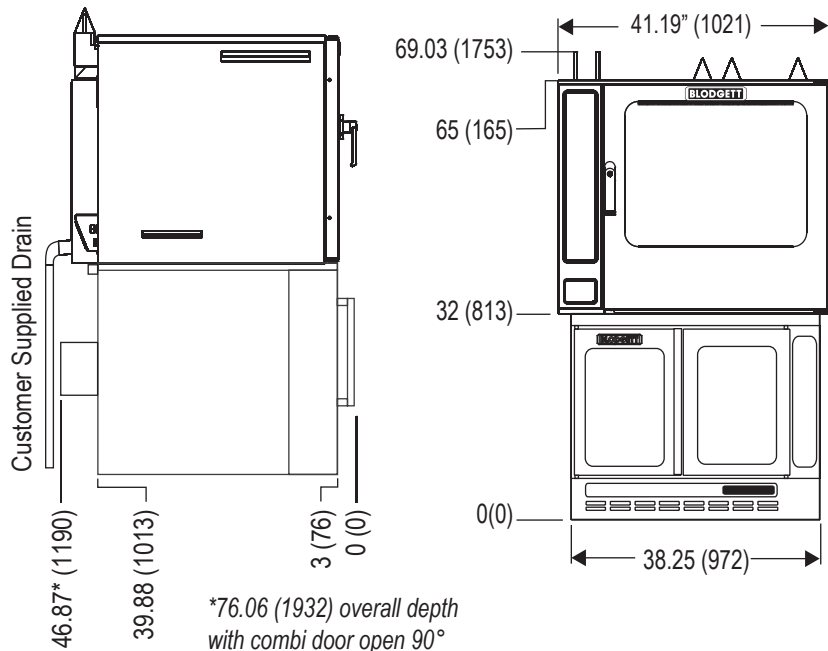


BX-14G STACKED ON A DFG-200

DIMENSIONS ARE IN INCHES (MM)



APPROVAL/STAMP



DIMENSIONS:

Product clearance 6" from combustible and non-combustible construction. 12" on left side if not on casters.

Additional Height:
6" adjustable legs 6-7/8" - 8" (174.6-203.2mm)

GAS SUPPLY: BX-14G DFG-200

Connection:	3/4" NPT	3/4" NPT
Inlet Pressure:		
Natural	7.0" W.C.	7.0" W.C. minimum 10.5" W.C. maximum
Propane	14.0" W.C.	11.05" W.C. minimum 13.0" W.C. maximum

Manifold Pressure:

Natural	3.5 W.C.	3.5 W.C.
Propane	10.0 W.C.	10.0 W.C.
Maximum Input:	65,000 BTU/hr	60,000 BTU/hr

WATER SUPPLY (BX-14G only):

Good quality water feed is the responsibility of the owner. Water quality must be within the following general guidelines.

TDS: 40-125 ppm	Hardness: 35-100 ppm	pH: 7.0 - 8.5
Silica: <13 ppm	Chlorides: <25 ppm	Chlorine: <0.2 ppm
Chloramine: <0.2 ppm		

The best defense against poor water quality is a water treatment system designed to meet your water quality conditions. Blodgett offers optional systems from Optipure.

Pressure: 40(min)-50(max) PSI
Connections: 2" drain connection - max. drain temperature 140°F (60°C)
3/4" garden hose cold water

Appliance is to be installed with backflow protection in accordance with federal, state or local codes.

POWER SUPPLY:

BX-14G: 115VAC, 12 amp, Nema 5-20R dedicated receptacle
Optional 208-240VAC, 6 amp, Nema 6-15 dedicated receptacle

DFG-200: 3-wire, 6 Amp, 115 VAC, 1 phase, 60 Hz. 1/3 H.P., 2 speed motor, 1140 and 1725 RPM
2-wire, 3 Amp, 230VAC CE model, 1 phase, 50 Hz. 1/3 H.P., 1 speed motor, 1425 RPM
6' (1.8m) electric cord set furnished

Both units: Each unit requires a dedicated circuit.

Blodgett recommends a Pass & Seymour, model 2095,GFCI for these ovens.

MINIMUM ENTRY CLEARANCE:

	BX-14G	DFG-200
Uncrated	33" (838mm)*	32-1/16" (814mm)
Crated	42" (1066.8mm)	37-1/2" (953mm)

* after adjustment of flue brackets

SHIPPING INFORMATION:

Approx. Weight:

BX-14G	595 lbs. (270 kg)
DFG-200	650 lbs. (295 kg)

Crate sizes (per section):

BX-14G	44.5" H x 42" W x 54.25" D (1130 x 1067 x 1378mm)
DFG-200	37-1/2" (952mm) x 43-1/2" (1105mm) x 52" (1321mm)

NOTE: The company reserves the right to make substitutions of components without prior notice