

REMOTE, FRESH RED MEAT DISPLAY

MODEL: MCRU52W

PRO-KOLD

Product features

- Easily removable, (2) rear sliding doors for ease of loading and unloading product
- Curved front glass for optimal product visibility and maximum marketing potential
- Full length, split display levels for product enhancement and promotion
- Fully adjustable, wire epoxy shelves on upper display level
- High visibility, primary interior display area (32 F - 44 F)
Frozen, undercounter, rear storage area (14F-27F)
- Sliding work table on rear rails that run the length of the unit
- Stainless steel top
- Forced air cascade cooling system in lower, rear storage area
- Interior exhibition gravity cooling system to promote product longevity
- Front bumper strategically placed to assist in avoiding accidents and damage to unit
- LED lighting for enhanced product display
- Corrosion resistant, white finish interior
- Modular design




Available Color

WHITE

Accessories

- Stainless steel fish trays

Product highlights



LED Lighting



Sliding, rear work table



Rear, undercounter storage

Certifications



Warranty

- 2 Year parts and labor

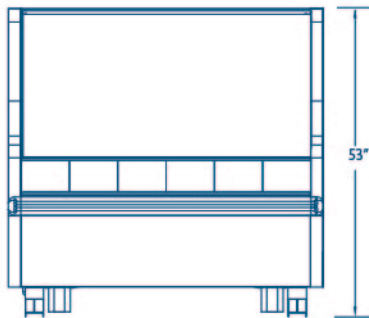
Residential: Assumes on liability for parts or labor coverage for component failure, factory defect or any other damages for units installed in non-commercial foodservice or residential applications.

PRODUCT SPECIFICATIONS

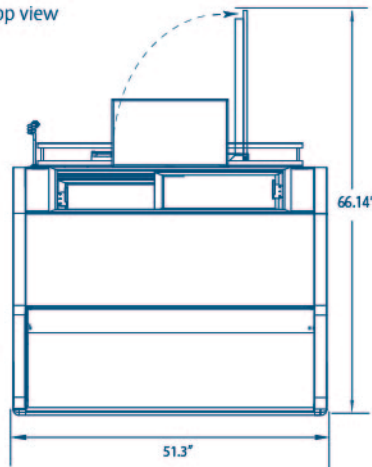
MODEL: MCRU52W

Plan view

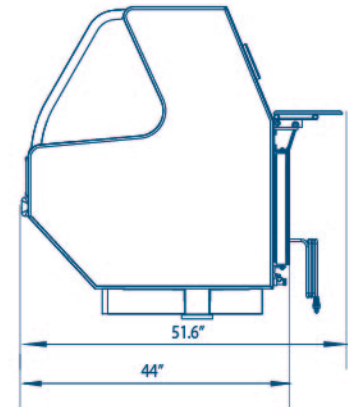
Front view



Top view



Side view



Technical data

Dimensions

External dimensions	W: 51.3" D: 44" H: 53"
Internal dimensions	W: 47.21" D: 33.38" H: 21.28"
Net volume	28 ft ³ (800 Lts.)
Gross weight	416 Lbs.
Packaging dimensions	W: 57" D: 55" H: 55"

Performance data

Refrigerant charge	TBD (Remote)
Energy consumption	TBD (Remote)
Condenser	TBD (Remote)
Evaporator	Natural convection
Evaporation temperature	5° F
Expansion method	Forced ventilation
Thawing method	Hot gas

Construction

Exterior material	Pre-painted sheet metal
Interior material	Pre-painted sheet metal
Number of interior shelf levels	2
Shelf material	Pre-painted steel
Door type	Sliding glass (upper), Solid (lower)
Door quantity	Upper (2), Lower (1)

Electrical data

Power supply	110v/ 60 Hz (lights)
Amps	2.1 A
Length of cord	118" (3000mm)
Lighting	LED
Plug type	NEMA-5-15P
Controller	Manual
Compressor power	TBD (Remote)

Cooling

Temperature range	32°F to 44°F (Exhibition)
Refrigerant	R404a
Defrosting	Electric
Temperature controller	Manual
Lower storage temperature range	14°F to 21.2°F

Logistic data

Trailer Loads	22 fit on a 53' trailer
Unit weight with packaging	416 Lbs.
Dimensions with packaging	W: 57" D: 55" H: 55"

* W= Width, D= Depth, H= Height