

Fusion

GHS 56"H Refrigerated Service Case w/ Flat Glass

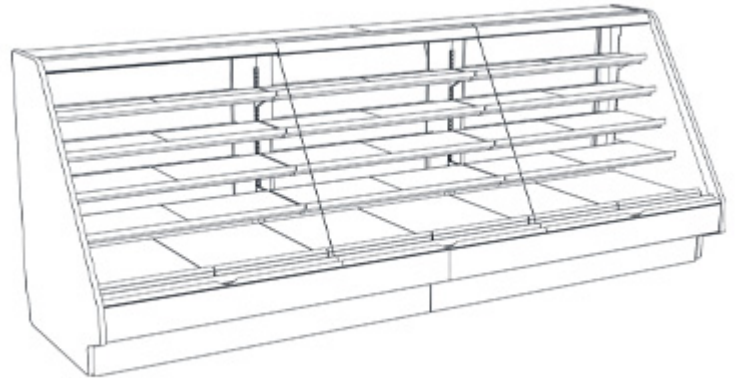
Structural Concepts®

(Lengths do not include 1-1/8" end panels)

- **GHS456RLB** 48-3/4"L x 42-3/4"D x 55-1/4"H
- **GHS556RLB** 60-5/8"L x 42-3/4"D x 55-1/4"H
- **GHS656RLB** 73-1/8"L x 42-3/4"D x 55-1/4"H
- **GHS856RLB** 97-1/2"L x 42-3/4"D x 55-1/4"H
- **GHS1056RLB** 121-1/8"L x 42-3/4"D x 55-1/4"H
- **GHS1256RLB** 146-1/4"L x 42-3/4"D x 55-1/4"H

Included

- Flat angled lift-up front glass
- Integrated average product temperature of 40°F or less
- LED top & shelf lights
- One year parts & labor warranty
- Remote DX refrigeration
- Stainless steel rear exterior



GHS1256RLB

Specify	Standard Features	Additional Options
EXTERIOR COLOR	• Powder coated (stock colors, specify RAL#)	• Laminated (non-premium) Confirm pattern/grain direction • Stainless steel
INTERIOR COLOR	• Black powder coated	• Stainless steel
LOWER FRONT PANEL COLOR	• Black powder coated	• Stainless steel
TRIM COLOR	• Black	• Silver
BASE	• Rail system for shims	
BUMPER FRONT	• 1" Boston bumper (specify color)	• 1" Stainless steel plate rail bumper
END PANELS	• None (specify per line-up)	• Cutaway w/ glass (LH / RH) • End bumper (LH / RH) • Full w/stainless steel interior (LH / RH)
SCALE STAND	• None	¹ • Scale stand w/ receptacle & CAT5 (specify location) ¹ • Scale stand w/ receptacle (specify location)
UPPER REAR	• Clear glass rear sliding doors	• Reflective glass rear sliding doors
PRICE TAG MOLDING	• None	• 1" Price tag molding (black or silver) • Universal price tag molding (clear w/ open top)
SHELVING	• 8" & 14" & 16" Solid shelving	• 8" & 12" & 16" & 16" Glass shelving • 8" & 12" & 16" & 16" Solid shelving • 8" & 14" & 16" Glass shelving
LIGHTS	• LED 3500K w/ frosted lens	• LED 4000K w/ frosted lens
ELECTRICAL CONNECT	• Electrical leads (remote)	
REFRIGERATION	• Remote DX refrigeration	• Remote w/thermostat, solenoid & TXV
SENSOR	• None	• CPC discharge air sensor (remote) • Danfoss discharge air sensor (remote)
MISCELLANEOUS		• Front glass lock • Rear door lock
ACCESSORIES		• Drain strainer

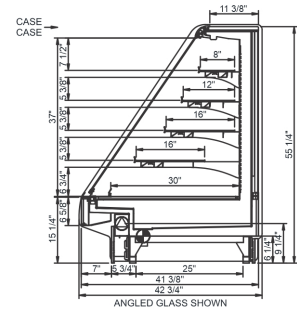
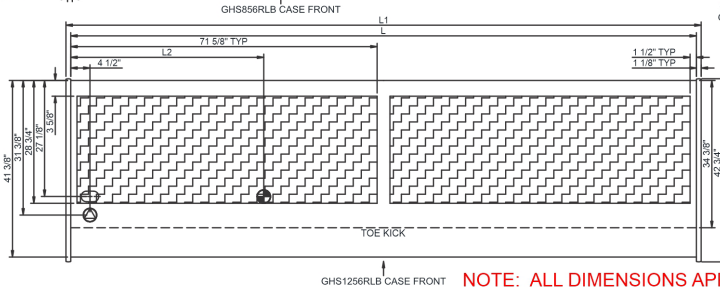
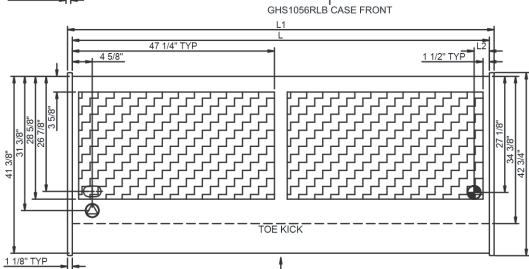
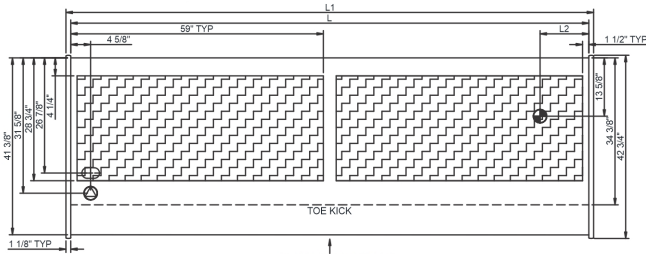
Option Notes: ¹ - Separate circuit required

Intended Environment: Type I - Designed to operate in ambient conditions of 75°F with 55% relative humidity unless noted otherwise in system information below.

Zone	Intended Product To Be Displayed	Warmest Avg Prod Temp ° F
1	Unpackaged refrigerated products	40

PLAN VIEW

SIDE VIEW



- ELECTRICAL JUNCTION BOX (SUPPLIED WITH 6" LEADS OR POWER CORD).
- LOCATION OF DRAIN TUBE FOR REMOTE REF. ONLY (SUPPLIED WITH 3/4" OR 1 1/2" PVC TUBE).

- REFRIGERATION LINE CONNECTION.
- REMOTE FLOOR SINK & UTILITIES ACCESS AREA.

- SELF-CONTAINED CASE SERVICE ACCESS AREA.
- DRY CASE SERVICE ACCESS AREA.

NOTE: ALL DIMENSIONS APPROXIMATE

Model Technical Specifications

Model	L"	L1"	L2"	System Circuit Volts	Phs	Freq	Amps ***	Watts	Wires	NEMA Plug	SST	Conv. Rack BTUH	Para. Rack BTUH	Est Wt		
															Remote(Type I)	Circuit #1
GHS456RLB	48.75	51.00	3.63	Remote(Type I)	Circuit #1	110-120	1	60	2.66	251	2+G	Leads Multiple	20.00	1793	1660	N/A
GHS556RLB	60.63	62.88	3.63	Remote(Type I)	Circuit #1	110-120	1	60	2.92	149	2+G	Leads Multiple	20.00	2138	1980	N/A
GHS656RLB	73.13	75.38	3.63	Remote(Type I)	Circuit #1	110-120	1	60	3.66	79	2+G	Leads Multiple	20.00	2722	2520	N/A
				Remote(Type I)	Circuit #1	110-120	1	60	3.66	156	2+G	Leads Multiple	20.00	2722	2520	
GHS856RLB	97.50	99.75	3.63	Remote(Type I)	Circuit #1	110-120	1	60	3.06	182	2+G	Leads Multiple	20.00	3348	3100	N/A
				Remote(Type I)	Circuit #1	110-120	1	60	4.47	197	2+G	Leads Multiple	20.00	3456	3200	
GHS1056RLB	121.13	123.38	11.38	Remote(Type I)	Circuit #1	110-120	1	60	5.84	267	2+G	Leads Multiple	20.00	4234	3920	N/A
GHS1256RLB	146.25	148.50	45.13	Remote(Type I)	Circuit #1	110-120	1	60	5.65	296	2+G	Leads Multiple	20.00	5011	4640	N/A
				Remote(Type I)	Circuit #1	110-120	1	60	5.65	296	2+G	Leads Multiple	20.00	5011	4640	

*** Does not include electric defrost on freezer models.

Regulatory Approvals:

All Models
 Accordance with AHRI Std 1200
 ETL Listed to UL 471
 ETL Listed to CAN/CSA 22.2 No. 120
 ETL Sanitation to NSF/ANSI 7



In Accordance with
AHRI Std 1200

DOE 2017
 Energy Efficiency
 Compliant

Important Notes:

- 1) ELECTRICAL NOTE: If GFCI is required, a GFCI breaker MUST be used in lieu of a GFCI receptacle.
- 2) 45" minimum door entry clearance required (without shipping skid).
- 3) Units must be shimmed during installation to ensure the unit is level and plumb.

⚠ WARNING: This product can expose you to chemicals, including Urethane (Ethyl Carbamate), which are known to the State of California to cause cancer and birth defects or other reproductive harm. For more information go to www.P65Warnings.ca.gov.