



Project _____
AIA # _____ SIS # _____
Item # _____ Quantity _____ C.S.I. Section 114000

A-Series

Dual Temp Refrig./Frzr. Reach-In Model
N-Width, 32" Deep, Self-Contained



Intertek



This unit is listed to the applicable UL, CSA and NSF Standards by an approved NRTL. Consult the factory or unit's data plate for approval information.

AVAILABLE CONFIGURATIONS

A-Series Models

ADT332NUT-FHS
ADT332NUT-HHS

Door(s)

Full Height Solid
Half Height Solid

STANDARD PRODUCT FEATURES

- Freezer in the Right Section, Refrigerator in the Left & Center Section
- Traulsen's Smart Control with LED Display
- Stainless Steel Exterior/Anodized Aluminum Interior
- Balanced, Self-Contained Dual Refrigeration Systems Using R-450A & R-448A
- Full or Half-Height Stainless Steel Doors with Locks
- Rear Biased Return Air Duct
- Self-Closing Doors with Stay Open Feature at 120 Degrees
- Standard Door Hinging: 332N = Left/Right/Right (other hings available)
- Automatically Activated LED Lights
- Stainless Steel Breaker Caps
- Three Adjustable, Coated Wire Shelves per Section, Supported on Shelf Pins (factory installed)
- Automatic Non-Electric Condensate Evaporator
- Magnetic Snap-In EZ-Clean Door Gaskets
- Gasket-Protecting Raised Door Liners
- Thermostatic Expansion Valve Metering Device
- Stainless Steel One-Piece Louver Assembly & Heater Guards
- Set of (4) 6" High Adjustable Stainless Steel Legs

ACCESSORIES & OPTIONS

- Stainless Steel Finished Back with Rear Louvers
- Rehinging Feature for Doors
- #1 Type Trayslides to Accommodate either (1) 18" x 26" or (2) 14" x 18" Sheet Pans
- #4 Type Trayslides to Accommodate 18 to 19 Levels for 18" x 26" Pans
- Additional Coated Wire or Optional Stainless Steel Shelves
- Stainless Steel Banking Strip
- EZ-Change Interiors (#1, universals, universal heavy-duty, trayslides & shelves)
- Locking Hasps (padlocks supplied by others)
- Export 220-240/50/1 Voltage (consult factory)
- 208-230/115/60/1 Voltage in Lieu of Standard 115/60/1 (consult factory)
- Kool Klad Exterior Laminate Decor (consult factory)
- Set of (4) 4 $\frac{1}{8}$ " or 6" High Casters in Lieu of Legs
- 6" Stainless Steel Flanged Legs
- Other Support Options: 4 $\frac{1}{2}$ " High Base or 6" High Kickplate (for use with standard legs)
- Clear Glass Doors in Place of Solid Refrigerator Doors
- Heat Shield
- Contact Factory for Prison/Correctional Facility Options

- GUARANTEED FOR LIFE CAM-LIFT HINGES
- GUARANTEED FOR LIFE HORIZONTAL WORK
FLOW DOOR HANDLES (SOLID DOORS ONLY)

Approved by _____ Date _____ Approved by _____ Date _____

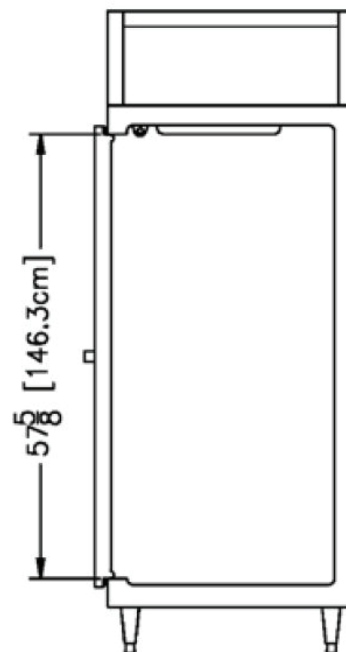
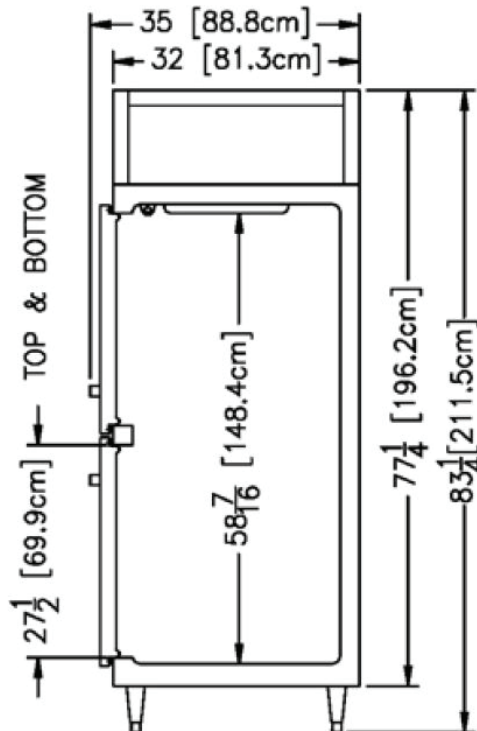
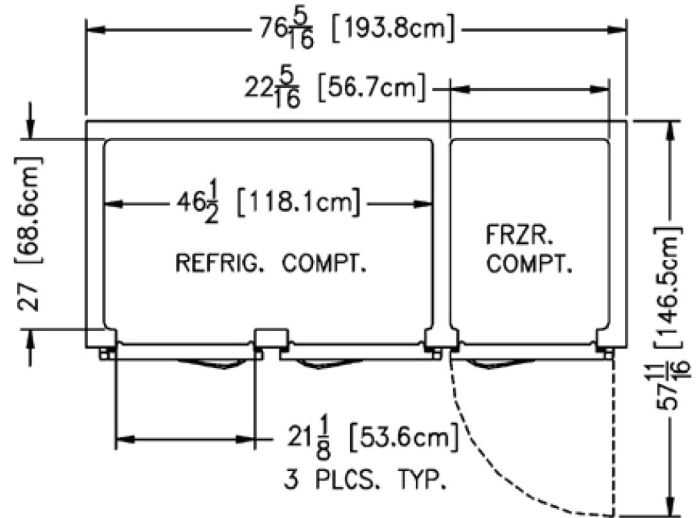
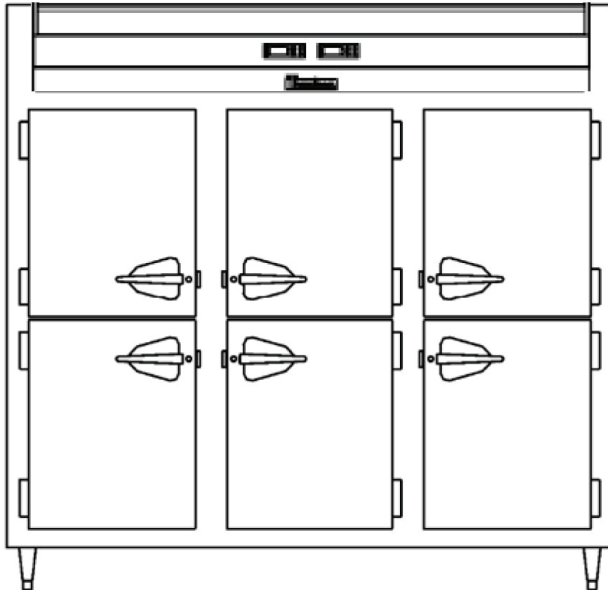


A-Series

Dual Temp Refrig./Frzr. Reach-In Model
N-Width, 32" Deep, Self-Contained

MODEL

ADT332NUT-HHS,
ADT332NUT-FHS



➤ CAD and/or Revit Files Available

<https://traulsen.kclcad.com/>



A-Series

Dual Temp Refrig./Frzr. Reach-In Model
N-Width, 32" Deep, Self-Contained

MODEL

ADT332NUT-HHS,
ADT332NUT-FHS

MODELS	ADT332NUT
DIMENSIONAL DATA	
Net capacity total cu. ft.	67.36 (1907.42 cu l)
Net capacity refriger. cu. ft.	45.31 (1283.04 cu l)
Net capacity freezer cu. ft.	22.05 (624.4 cu l)
Length - overall in.	76 5/16" (193.8 cm)
Depth - overall in.	35" (88.8 cm)
Depth - over body in.	32" (81.3 cm)
Depth - door open 90° in.	57 11/16" (146.5 cm)
Clear door width in.	21 1/8" (53.6 cm)
Clear half-door height in.	27 1/2" (69.9 cm)
Clear full-door height in.	57 5/8" (146.3 cm)
Height - overall on 6" legs ²	83 1/4" (211.5 cm)
No. Standard Shelves	9
Shelf area total sq. ft. ³	37.94 (3.53 sq. m)
Shelf area refrigerator sq. ft. ³	25.83 (2.4 sq. m)
Shelf area freezer sq. ft. ³	12.11 (1.13 sq. m)
ELECTRICAL DATA	
Voltage Plug	115/60/1 Hard Wired
Feed wires with Ground	3
Full Load Amperes MDEC ⁴	25.3 9.36 kWh/Day
REFRIGERATION DATA	
Refrigerant - Refrigerator	R-450A
Refrigerant Charge Amount oz.	24 (680.39 g)
Refrigerant - Freezer	R-448A
Refrigerant Charge Amount oz.	14 (396.9 g)
BTU/HR H.P. ¹ - Refrigerator	4200 1/2 HP
BTU/HR H.P. ¹ - Freezer	2160 1/2 HP
SHIPPING DATA	
Length - Crated in.	91" (231.14 cm)
Width - Crated in.	42" (106.7 cm)
Height - Crated in.	85" (215.9 cm)
Volume - Crated cu. ft.	188 (5323.6 cu l)
Weight - Crated lbs.	1010 (458.1 kg)

NOTES: Figures in parentheses reflect metric equivalents.

- Based on a 90°F ambient and 20°F evaporator for the refrigerated section & a 90°F ambient and -20°F evaporator for the freezer section.
- 12" Top clearance preferred for optimum performance & service access.
- Area of standard shelf compliance only, does not include storage area of additional shelves or available on cabinet bottom.
- MDEC = Maximum Daily Energy Consumption

EQUIPMENT SPECIFICATIONS

CONSTRUCTION, HARDWARE, INSULATION

Cabinet exterior front, one piece sides, louver assembly & door is constructed of heavy gauge stainless steel with #4 finish. Cabinet interior & door liners are also constructed of anodized aluminum. The exterior cabinet top, back & bottom are constructed of heavy gauge galvanized steel. A set of four (4) adjustable 6" high stainless steel legs are included.

Doors are equipped with a gasket-protecting metal door pan, removable plug cylinder locks & guaranteed for life cam-lift, gravity action, self-closing metal, glide hinges with stay open feature at 120 degrees. Hinges include a switch to automatically activate the interior LED lighting. Guaranteed for life, work flow door handles are mounted horizontally over recess in doors which limit protrusion from door face into aisles. Doors have seamless, polished metal corners.

Gasket profile & EZ-Clean material simplify cleaning & increase overall gasket life. Anti-condensate heaters are located behind the door opening. Both the cabinet & door is insulated with an average of 2" thick high density, non-CFC, foamed in place polyurethane.

SELF-CONTAINED REFRIGERATION SYSTEM

A top-mounted, self-contained, balanced refrigeration system using environmentally friendly, non-flammable R-450A & R-448A refrigerants is conveniently located behind the one piece louver assembly. These models feature an easy to clean front facing condenser, thermostatic expansion valve, air cooled hermetic compressor, large, high humidity evaporator coil. Rear biased return air duct protects against introduction of warm kitchen air promoting even temperature maintenance & efficient operation. Standard operating temperatures are 34-38°F for the refrigerator compartment & -5 to 0°F for the freezer compartment (capable of -10°F in up to 100°F ambient).

CONTROL

Traulsen's Smart Control features advanced control algorithms & sophisticated diagnostic capabilities to optimize performance. Utilizing Smart Sensors, it adapts the operation of the refrigeration system to a variety of environments & usage patterns. The Smart Control also offers a complete set of visual alarms designed to alert the user to critical events such as power outages or a prolonged door opening. In the event of an alarm, a dedicated Alarm LED will illuminate, informing the user of the critical event and duration.

INTERIOR

Standard interior arrangements include three (3) coated wire shelves per section, mounted on shelf pins. Shelves are full-width & do not have any large gaps between them requiring the use of "bridge" or "junior" shelves. Recommended load limit per shelf should not exceed 225 lbs. Optional trayslides may be purchased in combination with, or in lieu of these. Interior arrangements are factory-installed & EZ-Change interior slides (only) are field installed.

WARRANTY

Both a six year parts and labor warranty and a seven year compressor warranty (self-contained models only) are provided standard.

CONTINUED PRODUCT DEVELOPMENT MAY NECESSITATE SPECIFICATION CHANGES WITHOUT NOTICE.