

Seamless, textured 3D laminate,
thermoformed over a thick substrate,
sealed with a melamine backer.
The beauty and feel of wood with the
strength of laminate.

DESIGNCHOICE™ THERMO FORMED TABLE TOPS



GR1 Shiplap
round



GR1 Silver Birch
with standard rustic
2" radius corners



GR2 Milano Tan Marble
with standard eased
corners

ADDITION COLOR OPTIONS
ON REVERSE SIDE

SPECIFICATIONS:

Textures: Available in: (R) Rustic, (M) Marble, (S) Stone

Standard Specifications:

Height: 1-1/8" thick.

Edges: 1/8" radius eased corners

Corners: Rustic, 2" radius corners

Stone or Marble, 1/8" radius eased corners

Moister Resistant Option (MR): A semi-outdoor specification.

Outdoor substrate, double wrapped for use on covered patios

Custom Options:

Umbrella holes, 1.5" thick table top with eased corners,
BTO finishes and sizes available,

Sizes: Most available in QuickShip colors, 1-1/8" thick.

| | | | | | |
|---|-----------|--------|---|------------|--------|
| ■ | 24" x 30" | 23 lb | ● | 24" R | 16 lb |
| | 24" x 42" | 36 lb | | 30" R | 36 lb |
| | 30" x 45" | 45 lb | | 36" R | 48 lb |
| | 30" x 48" | 46 lb | | 48" R | 65 lb |
| | 30" x 60" | 59 lb | | | |
| ■ | 30" x 72" | 68 lb | ■ | Booth Cut | |
| | 36" x 72" | 68 lb | | 42" x 42" | 59 lb |
| | 48" x 95" | 150 lb | | | |
| ■ | 30" x 30" | 32 lb | ● | Drop Leaf | |
| | 36" x 36" | 41 lb | | 36" to 51" | 81 lb |
| | 42" x 42" | 59 lb | | 42" to 60" | 113 lb |

Custom sizes available (non QuickShip), priced as the next largest size.

DESIGNCHOICE™ COLORS & FINISHES

QUICKSHIP COLORS (GR1)

1-2 week lead time.

Rustic 3-D textures., standard eased edges and 2" radius corners



Shiplap
169-R



Silver Birch
171-R



Porch Swing
170-R (limited sizes)


STANDARD WOODGRAIN - Rustic Textures (GR1)

5-6 week lead time

Wood grains, standard eased edges and 2" radius corners



Silver Birch
171-R



Aria
179-R



Elmwood
167-R



Rustik
176-R



Ember
168-R



Hemlocks
Grey 149-R




Sterling
172-R



Shiplap
169-R



Williamsburg
Oak 161-R



Pewter Pine
160-R



Porch Swing
170-R



Charleston
Oak 151-R



Bearwood
173-R



Driftwood
144-R


SPECIAL ORDER WOODGRAIN - Rustic Textures (GR2)

8-10 week lead time

Wood grains, standard eased edges and 2" radius corners



Skye
174-R



Boardwalk
163-R



Tete-E-Tete
155-R




Rosewood
150-R

STONE COLLECTION - Stone & Marble Textures (GR2)

5-6 week lead time

Stone colors, standard eased edges and corners.



Snow Storm
220-S




Stonecrest
White 219-S



Calcutta
226-M




Milano Tan
225-S




Sand Storm
221-S




Rusty Basin
230-S



Evening
Storm 229-S



Natural
Taupe 227-S



Rock Ash
222-S



Gemstone
Alpine 223-S

