



Therma-Tek
115 Rotary Drive, Valmont Industrial Park
West Hazleton, PA 18202

GAS COUNTER HEAVY DUTY GRIDDLES

GENERAL SPECIFICATIONS

Heavy duty gas counter griddles built on welded angle iron frame construction for strength and durability. Removable grease container is provided for easy cleaning. Standard model sizes are 12" (305 mm), 24" (610 mm), 36" (915 mm), 48" (1,219 mm), 60" (1,524 mm) and 72" (1,829 mm). All counter models are range match when placed on our equipment stand.

STANDARD FEATURES

- Fully stainless steel exterior.
- 4" (101.5 mm) adjustable legs.
- Gas pressure regulator.
- Two year limited parts and labor warranty.



TC24-24G

GRIDDLES

- 5/8" thick, highly polished steel plate.
- 21½" (546 mm) working depth.
- 4" (101.5 mm) plate rail.
- Spatula width – 3 1/8" (79 mm) – grease trough.
- One heavy duty steel tube burner per 12" section.
- Burner rated at 30,000 BTUs per hour.
- Each 12" section is controlled by a manual valve.
- Each 24" section is controlled by a thermostat.
- Large capacity grease container with integral lid.

OPTIONAL FEATURES

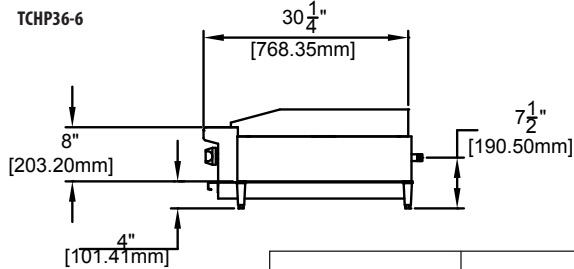
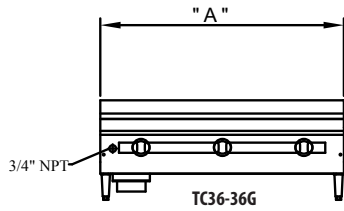
- Thermostat control models - change suffix G to TG.
Temperature range 150 °F (65 °C) - 400 °F (204.5 °C).
- Grooved griddle models available. Add suffix GP to model number.
- 1-inch thick griddle plate.
- Stainless steel back cover/flue riser.
- Stainless steel equipment stand with stainless steel bottom shelf and chrome plated leveling feet.
- Available sizes 12" (305 mm), 24" (610 mm), 36" (915 mm), 48" (1,219 mm), 60" (1,524 mm) and 72" (1,829 mm).
Shelf height 24½" (622 mm). Shelf depth 26" (660 mm).
- Model example: TC60S
- Add optional casters with suffix C. Model example: TC60SC



TC60SC



Therma-Tek
115 Rotary Drive, Valmont Industrial Park
West Hazleton, PA 18202



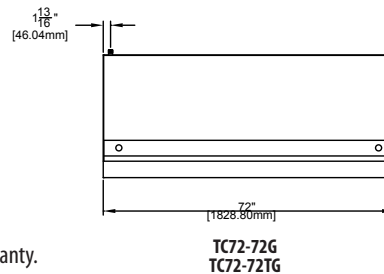
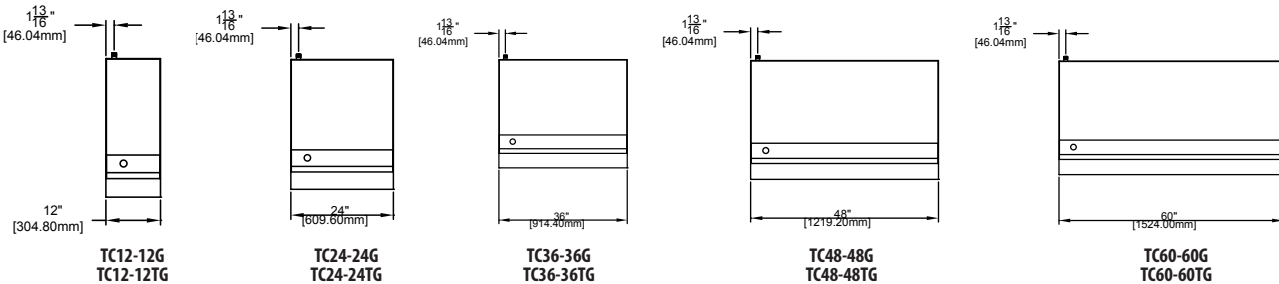
Model Number	Dimension "A"	
	inches	mm
TC12-12G / TG	12	305
TC24-24G / TG	24	610
TC36-36G / TG	36	915
TC48-48G / TG	48	1219
TC60-60G / TG	60	1524
TC72-72G / TG	72	1829

GAS REQUIREMENTS						
Operating Manifold Gas Pressure						
Natural		Propane		Manifold Connection	Input Rating per Burner	
"WC	mbar	"WC	mbar		Total BTU/Hr	kW
5	12.45	10	24.9	3/4" NPT	30,000	8.79

Model Number	Description	Total gas consumption per model		Gross Weight	
		Total BTU/Hr	kW	Lbs.	Kg
TC12-12G / TG	12" griddle G-manual valve TG-thermostat	30,000	8.79	150	68.1
TC24-24G / TG	24" griddle G-manual valve TG-thermostat	60,000	17.59	250	113.5
TC36-36G / TG	36" griddle G-manual valve TG-thermostat	90,000	26.38	340	154.36
TC48-48G / TG	48" griddle G-manual valve TG-thermostat	120,000	35.17	435	197.49
TC60-60G / TG	60" griddle G-manual valve TG-thermostat	150,000	43.96	600	272.4
TC72-72G / TG	72" griddle G-manual valve TG-thermostat	180,000	52.75	670	304

NOTE: Add suffix "N" for natural gas, and "L" for propane.

CLEARANCES	Sides	Back
Non Combustible	0"	6" (152.4 mm)
Combustible	6" (152.4 mm)	12" (305 mm)



NSF-4

Installation Notes

This product is NOT approved for residential use.
Please advise us of installation over 2000ft. (610m) altitude.
Installation clearance reduction applies only where local codes permit.
All Therma-Tek products are covered by a two year limited parts and labor warranty.
A detailed warranty is included with the appliance or is available upon request.
Installation and/or operation by other than manufacturer's recommendations may void warranty.
Because of continuing product improvement, these specifications are subject to change without notice.