



Project _____

Item # _____

Quantity _____

Heated Base Glass Built-In Shelves

Models: HBGB-2418, -3018, -3618, -4818, -6018, -7218

Hatco Heated Base Glass Built-In Shelves have a heated ceramic glass top that creates uniform heat across the entire surface and are made of approved foodsafe material. Ideal for use on pass-through areas, buffet lines, and as hors d'oeuvre displays.

Standard features

- Made of approved foodsafe material allowing placement of food product directly on the glass surface
- Thermostatically-controlled ceramic glass surface heated base
- Lighted On/Off rocker switch
- All units are equipped with an attractive trim mounting ring available in stainless steel (standard) *Designer* Black or White
- Recommended for use in metallic counters – for other surfaces, verify that the material is suitable for temperatures up to 200°F (93°C)*
- Units include control box with 3' (915 mm) conduit and 6' (1829 mm) cord and plug

* Hatco is not responsible for counter damage caused by heat from the warmer.



HBGB-2418 with optional Designer Black Trim Ring



HBGBH-3618 in optional white glass and Standard Stainless Steel Trim Ring, Designer Black frame (base)



Options (available at time of purchase only)

Ceramic Glass Color – Black Standard
 White

Designer Color for Flush Mount Control Bezel Box – Stainless Steel Standard – Non-standard colors are non-returnable
 Designer Black White

Flush Mount Electronic Control Box with Lighted Power Switch – CE not available

Flush Mount Thermostatic Control Box with Lighted Power Switch

Longer conduit in lieu of Standard 36" (915 mm) to be used with Flush-Mount Electronic Control Box

72" (1829 mm) conduit

120" (3050 mm) conduit

Built-In Heated Base Glass Shelf with a recessed top

Note for Heated Base Glass Shelves with overhead Strip Heaters: For any size HBGB, the next larger size GRA or GR2A Strip Heater will fit over the top. For example, a HBGB-3018 will require a GRA-36 or GR2A-36. The GRA will have a tight fit to the frame of the base. The GR2A will have approximately a 4" (102 mm) space.

IFS anti-microbial coatings use naturally-occurring, environmentally sustainable, silver ions to help inhibit the growth of microbes on the powder coated surface. See www.hatcocorp.com/antimicrobial-paint for more information.

For operation, location and safety information, please refer to the Installation and Operating Manual.



Specific models as marked



HATCO CORPORATION | P.O. Box 340500 Milwaukee, WI 53234-0500 U.S.A. | (800) 558-0607 | (414) 671-6350



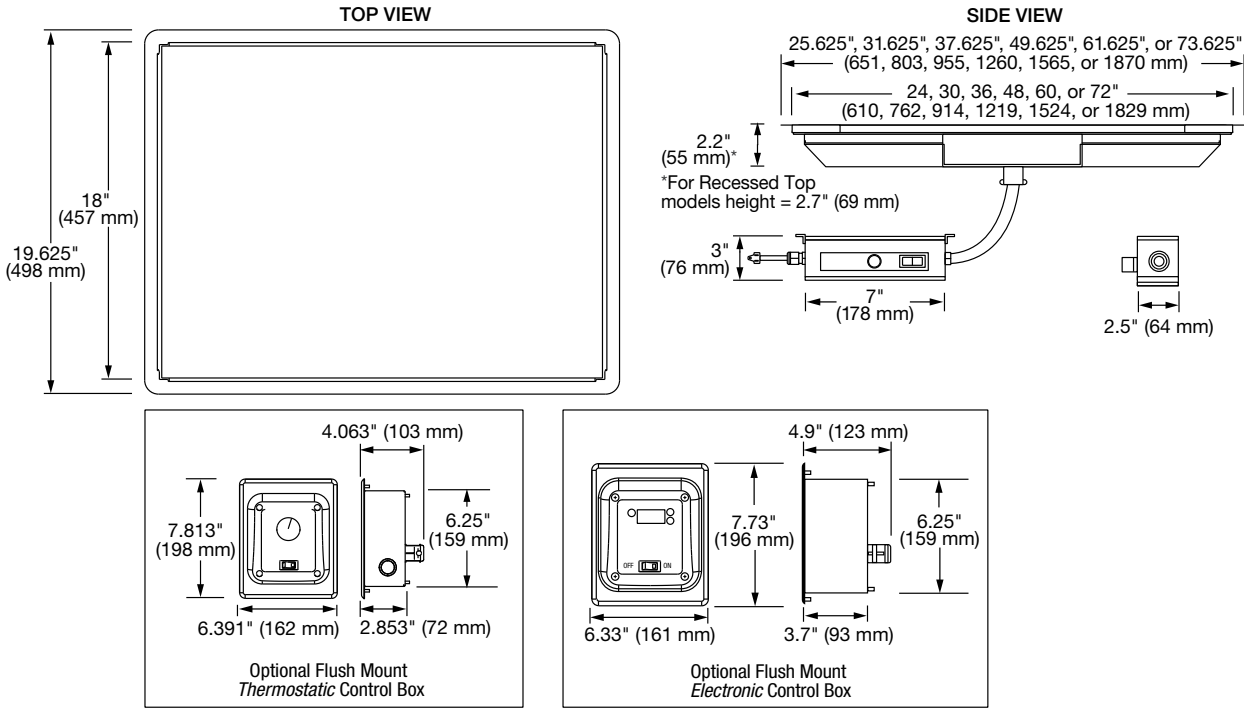
www.hatcocorp.com | support@hatcocorp.com | [Find a Hatco Rep](#) | [Image Library](#) | [Document Library](#) | [Chat](#)



Heated Base Glass Built-In Shelves

Models: HBGB-2418, -3018, -3618, -4818, -6018, -7218

HBGB



SPECIFICATIONS

Heated Base Glass Built-In Rectangular Shelves

The shaded areas contain electrical information for international models

Model ^	Dimensions (Width x Depth x Height)	Voltage	Watts	Amps	Plug	Ship Weight*
HBGB-2418	25.625" x 19.625" x 2.2" (651 x 498 x 55 mm)	100	425	4.3	NEMA 5-15P	32 lbs. (15 kg)
		120	425	3.5	NEMA 5-15P	
		220 ^z	420	1.9	BS-1363	
		220-230 (CE)	420-459	1.9-2.0	CEE 7/7 Schuko, CCC	
		230-240 (CE)	459-500	2.0-2.1	BS-1363 or AS 3112 [■]	
HBGB-3018	31.625" x 19.625" x 2.2" (803 x 498 x 55 mm)	100	525	5.3	NEMA 5-15P	37 lbs. (17 kg)
		120	525	4.4	NEMA 5-15P	
		220 ^z	525	2.4	BS-1363	
		220-230 (CE)	525-574	2.4-2.5	CEE 7/7 Schuko, CCC	
		230-240 (CE)	574-625	2.5-2.6	BS-1363 or AS 3112 [■]	
HBGB-3618	37.625" x 19.625" x 2.2" (955 x 498 x 55 mm)	100	630	6.3	NEMA 5-15P	40 lbs. (19 kg)
		120	630	5.3	NEMA 5-15P	
		220 ^z	630	2.9	BS-1363	
		220-230 (CE)	630-689	2.9-3.0	CEE 7/7 Schuko, CCC	
		230-240 (CE)	689-750	3.0-3.1	BS-1363 or AS 3112 [■]	
HBGB-4818 [≈]	49.625" x 19.625" x 2.2" (1260 x 498 x 55 mm)	100	850	8.5	NEMA 5-15P	50 lbs. (23 kg)
		120	850	7.1	NEMA 5-15P	
		220 ^z	840	3.8	BS-1363	
		220-230 (CE)	840-918	3.8-4.0	CEE 7/7 Schuko, CCC	
		230-240 (CE)	918-1000	4.0-4.2	BS-1363 or AS 3112 [■]	
HBGB-6018 [≈]	61.625" x 19.625" x 2.2" (1565 x 498 x 55 mm)	100	1050	10.5	NEMA 5-15P	63 lbs. (29 kg)
		120	1050	8.8	NEMA 5-15P	
		220 ^z	1050	4.8	BS-1363	
		220-230 (CE)	1050-1148	4.8-5.0	CEE 7/7 Schuko, CCC	
		230-240 (CE)	1148-1250	5.0-5.2	BS-1363 or AS 3112 [■]	
HBGB-7218 [≈]	73.625" x 19.625" x 2.2" (1870 x 498 x 55 mm)	100	1260	12.6	NEMA 5-15P	74 lbs. (34 kg)
		120	1260	10.5	NEMA 5-15P	
		220 ^z	1260	5.7	BS-1363	
		220-230 (CE)	1260-1378	5.7-6.0	CEE 7/7 Schuko, CCC	
		230-240 (CE)	1378-1500	6.0-6.3	BS-1363 or AS 3112 [■]	

^ Recommended for use in a metallic countertop. For other surfaces, verify material is suitable for temperatures up to 200°F (93°C).

* Shipping weight includes packaging.

^z 60 Hz

[■] AS3112 plug is for use in Australia only.

[≈] Units 48" (1219 mm) and larger are constructed of two equal size pieces of glass which create a seam.





Heated Base Glass Built-In Shelves

Models: HBGB-2418, -3018, -3618, -4818, -6018, -7218

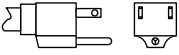
CORD LOCATION

Cord is attached to Control Box

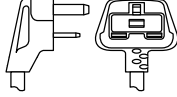
PLUG CONFIGURATIONS

Please refer to electrical specifications shown in charts

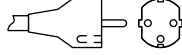
NEMA 5-15P



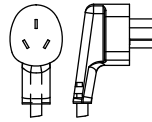
BS-1363



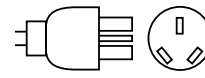
CEE 7/7 Schuko



CCC



AS 3112



Countertop Cutout Dimensions

Model	Min. Width	Max. Width	Min. Depth	Max. Depth
HBGB-2418	24.625" (625 mm)	24.875" (632 mm)	18.625" (473 mm)	18.875" (480 mm)
HBGB-3018	30.625" (778 mm)	30.875" (784 mm)	18.625" (473 mm)	18.875" (480 mm)
HBGB-3618	36.625" (930 mm)	36.875" (937 mm)	18.625" (473 mm)	18.875" (480 mm)
HBGB-4818	48.625" (1235 mm)	48.875" (1241 mm)	18.625" (473 mm)	18.875" (480 mm)
HBGB-6018	60.625" (1540 mm)	60.875" (1546 mm)	18.625" (473 mm)	18.875" (480 mm)
HBGB-7218	72.625" (1845 mm)	72.875" (1851 mm)	18.625" (473 mm)	18.875" (480 mm)

Control Box Cutout Dimensions

Model	Width	Height	Depth
HBGB standard	7.25" (238 mm)	3.25" (83 mm)	2.75" (70 mm)
HBGB-FLUSH-ITC	5.875" (149 mm)	6.375" (162 mm)	4.86" (123 mm)
HBGB-FLUSH-TSTAT	5.875" (149 mm)	6.375" (162 mm)	4.063" (103 mm)

PRODUCT SPECS

Heated Base Glass Built-In Shelves

The Heated Base Glass Built-In Shelf shall be a Hatco Model ... as manufactured by the Hatco Corporation, Milwaukee, WI 53234 U.S.A.

The Heated Base Glass Built-In Shelf shall be rated at ... watts, volts, and ... inches (millimeters) in overall width.

It shall consist of food-safe, Black Ceramic Glass material, thermostatically-controlled heated base and a remote box with 36" (914 mm) conduit, cord and plug.

Options include: White Ceramic Glass, Designer Color Flush Mount Control Bezel Box, Flush Mount Electronic Control Box with Lighted Power Switch (CE not available), Flush Mount Thermostatic Control Box with Lighted Power Switch, 72" (1829 mm) or 120" (3050 mm) conduit used with Flush Mount Electronic Control Box and optional recessed top. All Designer colors are anti-microbial.

Warranty consists of 24/7 parts and service assistance (U.S. and Canada only).

HATCO CORPORATION

P.O. Box 340500 Milwaukee, WI 53234-0500 U.S.A.

(800) 558-0607

(414) 671-6350



www.hatcocorp.com

support@hatcocorp.com

[Find a Hatco Rep](#)

[Image Library](#)

[Document Library](#)

[Chat](#)