



36-Inch Manual Griddle ♦ MCCMG36A



Standard Features

- ♦ 102,000/90,000 BTU output
- ♦ 36.0" W x 24.0" D x 1" thick griddle plate
- ♦ Stainless Steel U-Shaped Burner
- ♦ Bullnose edge
- ♦ Easy to clean grease trap
- ♦ Heavy Duty Chrome Plated comfort grip knobs

Exterior Features

- ♦ Stainless steel body and legs
- ♦ 6" Adjustable legs

Certified Safety Standard

- ♦ ETL Certified
- ♦ ETL Sanitation Listed



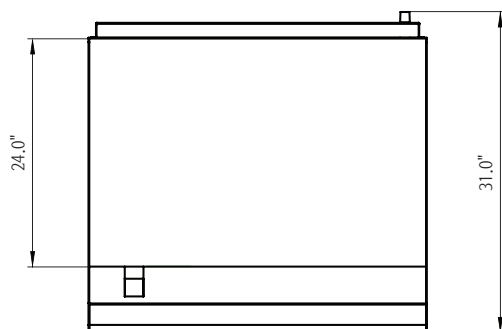
Warranty Information

- ♦ One year on-site Parts and Labor

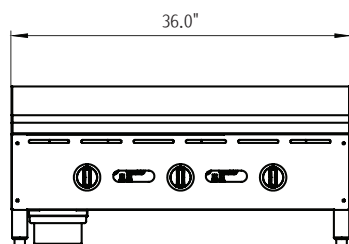




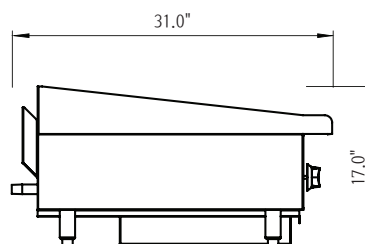
36-Inch Manual Griddle ♦ MCCMG36A



Top View



Front View



Side View

Model		MCCMG36A	MCCMG36A-P (Propane)
Gas Output	BTU	102,000	90,000
	(KW)	26.4	26.4
Number of Burners		3	3
Shipping Weight (Lbs)		374.9	374.9
Manifold Pressure	Natural Gas	4" W.C.	-
	Propane Gas	-	10" W.C.
Manifold Size		3/4"	3/4"
Burner Orifice Size		35/2.80mm	52/1.60mm
Cooking Area (Sq. In.)		856.8	856.8
Dimensions (W x D x H)		36.0" x 31.0" x 17.0"	36.0" x 31.0" x 17.0"
Crated Dimensions (W x D x H)		40.9" x 37.8" x 20.5"	40.9" x 37.8" x 20.5"

Clearance requirements:

- For use only on non-combustible floors.
- Legs or casters are required for non-combustible floors.

Clearance requirements	Combustible Surfaces	Non-combustible Surfaces
Rear	6" ~ 8"	0"
Left	6" ~ 8"	0"
Right	6" ~ 8"	0"

Options and accessories