



Project _____

Item # _____

Quantity _____

Glo-Rite® Display Lights

Models: HL-18, -24, -24-2, -30, -30-2, -36, -36-2, -42, -42-2, -48, -48-2, -54, -54-2, -60, -60-2, -66, -66-2, -72, -72-2

Durable and effective, the Glo-Rite® Display Lights are made of extruded aluminum housings with bright-annealed reflectors for maximum brightness. Ideal for use in food preparation, holding and display areas.

Standard features

- Extruded aluminum housings
- Models available from 18" up to 6' (457-1829 mm)
- Incandescent bulbs with special protective coating to guard against food contamination
- Bright-annealed reflectors for maximum brightness
- Each unit has its own on/off switch for operator control
- Extra lamps available on models from 24" to 72" (610 to 1829 mm)



Options (available at time of purchase only)

Designer Colors / – Non-standard colors are non-returnable –

Warm Red Black Gray Granite White Granite
 Navy Blue Hunter Green Antique Copper

- Halogen Bulbs in lieu of standard Bulbs (120V only)
- 40 Watt Bulbs in lieu of standard Bulbs (120V only - ideal for salad bars)
- Remote Toggle Switch Control (Max. 15 amps)

Extended Electrical Leads – choose length below


- 1'-5' (305-1525 mm) 6'-10' (1829-3048 mm)
- 11'-15' (3352-4572 mm) 16'-20' (4877-6096 mm)

Accessories

Adjustable Angle Brackets (pair)

Chef LED Bulb

- 120V 2700K Warm incandescent 3000K Warm halogen
 4000K Cool fluorescent
- 230V 2700K Warm incandescent 3000K Warm halogen
 4000K Cool fluorescent

 IFS anti-microbial coatings use naturally-occurring, environmentally sustainable, silver ions to help inhibit the growth of microbes on the powder coated surface. See www.hatcocorp.com/antimicrobial-paint for more information.

 For operation, location and safety information, please refer to the Installation and Operating Manual.



HATCO CORPORATION | P.O. Box 340500 Milwaukee, WI 53234-0500 U.S.A. | (800) 558-0607 | (414) 671-6350


 www.hatcocorp.com | support@hatcocorp.com | [Find a Hatco Rep](#) | [Image Library](#) | [Document Library](#) | [Chat](#)



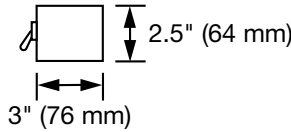
Glo-Rite® Display Lights

Models: HL-18, -24, -24-2, -30, -30-2, -36, -36-2, -42, -42-2, -48, -48-2, -54, -54-2, -60, -60-2, -66, -66-2, -72, -72-2

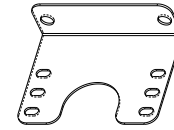
HL



FRONT VIEW



END VIEW



Adjustable Angle Bracket

SPECIFICATIONS

Glo-Rite® Display Lights

Phase: All Single Phase

Model	Dimensions (W x D x H)	# of Bulbs	Voltage	Watts♦	Amps	Ship Wgt* (kg)
HL-18	18" x 3" x 2.5" (457 x 76 x 64 mm)	2	120	120	1.0	6 lbs. (3 kg)
			220-230 (CE)	100-110	0.5-0.5	
			230-240 (CE)	110-120		
HL-24	24" x 3" x 2.5" (610 x 76 x 64 mm)	2	120	120	1.0	7 lbs. (3 kg)
			220-230 (CE)	100-110	0.5-0.5	
			230-240 (CE)	110-120		
HL-24-2†		3	120	180	1.5	7 lbs. (3 kg)
	220-230 (CE)	150-165	0.7-0.7			
	230-240 (CE)	165-180	0.7-0.8			
HL-30	30" x 3" x 2.5" (762 x 76 x 64 mm)	2	120	120	1.0	10 lbs. (5 kg)
			220-230 (CE)	100-110	0.5-0.5	
			230-240 (CE)	110-120		
HL-30-2†		4	120	240	2.0	10 lbs. (5 kg)
			220-230 (CE)	200-220	0.9-1.0	
			230-240 (CE)	220-240	1.0-1.0	
HL-36	36" x 3" x 2.5" (914 x 76 x 64 mm)	3	120	180	1.5	8 lbs. (4 kg)
			220-230 (CE)	150-165	0.7-0.7	
			230-240 (CE)	165-180	0.7-0.8	
HL-36-2†		5	120	300	2.5	15 lbs. (7 kg)
			220-230 (CE)	250-275	1.2-1.2	
			230-240 (CE)	275-300	1.2-1.3	
HL-42	42" x 3" x 2.5" (1067 x 76 x 64 mm)	3	120	180	1.5	10 lbs. (5 kg)
			220-230 (CE)	150-165	0.7-0.7	
			230-240 (CE)	165-180	0.7-0.8	
HL-42-2†		6	120	360	3.0	10 lbs. (5 kg)
			220-230 (CE)	300-330	1.4-1.4	
			230-240 (CE)	330-360	1.4-1.5	
HL-48	48" x 3" x 2.5" (1219 x 76 x 64 mm)	4	120	240	2.0	11 lbs. (5 kg)
			220-230 (CE)	200-220	0.9-1.0	
			230-240 (CE)	220-240	1.0-1.0	
HL-48-2†		7	120	420	3.5	12 lbs. (5 kg)
			220-230 (CE)	350-385	1.6-1.7	
			230-240 (CE)	385-420	1.7-1.8	

The shaded areas contain electrical information for International models only

Model	Dimensions (W x D x H)	# of Bulbs	Voltage	Watts♦	Amps	Ship Wgt* (kg)
HL-54	54" x 3" x 2.5" (1372 x 76 x 64 mm)	4	120	240	2.0	12 lbs. (5 kg)
			220-230 (CE)	200-220	0.9-1.0	
			230-240 (CE)	220-240	1.0-1.0	
HL-54-2†		8	120	480	4.0	13 lbs. (6 kg)
			220-230 (CE)	400-440	1.8-1.9	
			230-240 (CE)	440-480	1.9-2.0	
HL-60	60" x 3" x 2.5" (1524 x 76 x 64 mm)	5	120	300	2.5	14 lbs. (6 kg)
			220-230 (CE)	250-275	1.2-1.2	
			230-240 (CE)	275-300	1.2-1.3	
HL-60-2†		9	120	540	4.5	14 lbs. (6 kg)
			220-230 (CE)	450-495	2.1-2.2	
			230-240 (CE)	495-540	2.2-2.3	
HL-66	66" x 3" x 2.5" (1676 x 76 x 64 mm)	5	120	300	2.5	15 lbs. (7 kg)
			220-230 (CE)	250-275	1.2-1.2	
			230-240 (CE)	275-300	1.2-1.3	
HL-66-2†		10	120	600	5.0	15 lbs. (7 kg)
			220-230 (CE)	500-550	2.3-2.4	
			230-240 (CE)	550-600	2.4-2.5	
HL-72	72" x 3" x 2.5" (1829 x 76 x 64 mm)	6	120	360	3.0	16 lbs. (7 kg)
			220-230 (CE)	300-330	1.4-1.4	
			230-240 (CE)	330-360	1.4-1.5	
HL-72-2†		10	120	600	5.0	16 lbs. (7 kg)
			220-230 (CE)	500-550	2.3-2.4	
			230-240 (CE)	550-600	2.4-2.5	

* Shipping weight includes packaging.

♦ With 60 watt bulb.

† Includes extra lamp assembly.

TOGGLE SWITCH

Amps: Max. 15 amps.

Location: Chef's left side unless specified.

LEADS

6" (152 mm) leads – server's right.

PRODUCT SPECS

Glo-Rite® Display Lights

The Display Light shall be a Glo-Rite® Model ... as manufactured by the Hatco Corporation, Milwaukee, WI 53234 U.S.A.

The Display Light shall be rated at ... watts, ... volts and be ... inches (millimeters) in overall width. It shall consist of an extruded aluminum housing with bright annealed

reflectors and shatter-resistant incandescent display lights. Accessories shall include adjustable angle bracket.

Warranty consists of 24/7 parts and service assistance (U.S. and Canada only).

HATCO CORPORATION

P.O. Box 340500 Milwaukee, WI 53234-0500 U.S.A.

(800) 558-0607

(414) 671-6350



www.hatcocorp.com

support@hatcocorp.com

[Find a Hatco Rep](#)

[Image Library](#)

[Document Library](#)

[Chat](#)