

Fusion

Self-Service Refrigerated Open Reach-In - 72"H

Structural Concepts®

DELIVERING FRESH. ALWAYS.™

(Lengths do not include 1-1/8" end panels)

- **MD472R** 48"L x 37-1/8"D x 72-1/2"H
- **MD672R** 72"L x 37-1/8"D x 72-1/2"H
- **MD872R** 96"L x 37-1/8"D x 72-1/2"H

Included

- Integrated average product temperature of 40°F or less
- LED top & shelf lights
- One year parts & labor warranty
- Open reach-in front
- Remote DX refrigeration
- Stainless steel rear exterior

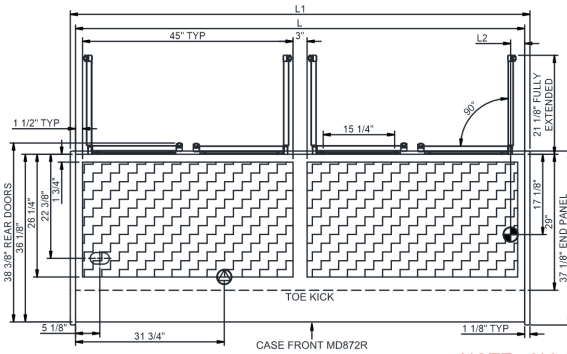
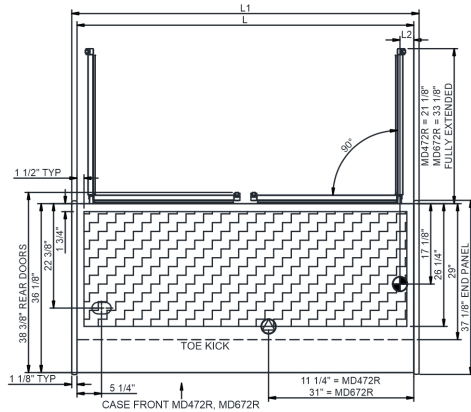


MD472R

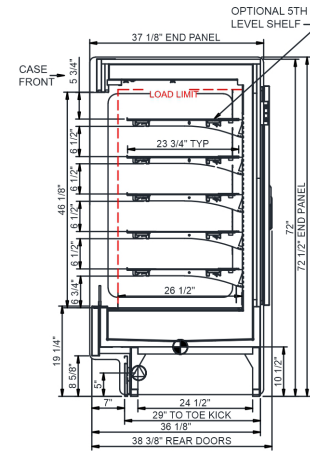
Specify	Standard Features	Additional Options
EXTERIOR COLOR	• Powder coated Silversan Black	• Powder coated (stock/non-stock colors)
INTERIOR COLOR	• Powder coated Silversan Black	• Stainless steel
LOWER FRONT PANEL COLOR	• Powder coated Silversan Black	• Powder coated (stock/non-stock colors) • Stainless steel
BASE SUPPORT	• Rail system for shims	
BUMPER FRONT	• 1" Boston bumper (specify color)	• 1" Stainless steel plate rail bumper
END PANELS	• Full w/stainless steel mirror interior	• Cutaway w/glass • None (specify per line-up)
HEADER	• Flat header	
PRICE TAG MOLDING	• None	• Universal price tag molding (clear w/ open top)
REAR DOORS	• None (solid back panel)	• Solid rear swinging door(s) w/o lock
SHELVING	• (4) Lighted clear glass shelves	• (5) Lighted clear glass shelves
LIGHTS	• LED 3500K w/ frosted lens	
ELECTRICAL CONNECTION	• Electrical leads (remote)	
REFRIGERATION	• Remote DX refrigeration	• Remote w/thermostat, solenoid & TXV
SENSOR	• None	• CPC discharge air sensor (remote)
MISCELLANEOUS		• Second year parts & labor warranty

Intended Environment: Type I - Designed to operate in ambient conditions of 75°F with 55% relative humidity unless noted otherwise in system information below.		
Zone	Intended Product To Be Displayed	Warmest Avg Prod Temp ° F
1	Packaged / unpackaged refrigerated products	40

PLAN VIEW



SIDE VIEW



MODEL	WD x HT x QTY
MD472R	17" x 47 3/4" x 2
MD672R	27 1/8" x 47 3/4" x 2
MD872R	17" x 47 3/4" x 4

NOTE: ALL DIMENSIONS APPROXIMATE

- ELECTRICAL JUNCTION BOX**
(SUPPLIED WITH 6" LEADS OR POWER CORD).
- REFRIGERATION LINE CONNECTION.**
- SELF-CONTAINED CASE SERVICE ACCESS AREA.**
- LOCATION OF DRAIN TUBE FOR REMOTE REF.**
ONLY (SUPPLIED WITH 3/4" OR 1 1/2" PVC TUBE).
- REMOTE FLOOR SINK & UTILITIES ACCESS AREA.**
- DRY CASE SERVICE ACCESS AREA.**

Model Technical Specifications

Model	L"	L1"	L2"	System Circuit Volts		Phs	Freq	Amps ***	Watts	Wires	NEMA Plug	SST	Conv. Rack BTUH	Para. Rack BTUH	Est Wt										
				Remote (DX)	Circuit #1																				
MD472R	48.00	50.25	3.00	Remote (DX)	Circuit #1	1	60	2.50	149	2+G	Leads Multiple	20.00	5184	4800	900										
				Remote (GLYCOL 35%)	Circuit #1											110-120	1	60	2.42	139	2+G	Leads Multiple	20.00	5184	4800
MD672R	72.00	74.25	3.00	Remote (DX)	Circuit #1	1	60	2.64	147	2+G	Leads Multiple	20.00	9072	8400	1,250										
				Remote (GLYCOL 35%)	Circuit #1											110-120	1	60	2.56	163	2+G	Leads Multiple	20.00	9072	8400
				Remote (R744 TRANSCRIT)	Circuit #1											110-120	1	60	2.64	147	2+G	Leads Multiple	20.00	9072	8400
MD872R	96.00	98.25	3.00	Remote (DX)	Circuit #1	1	60	4.48	282	2+G	Leads Single	24.00	12312	11400	1,600										

*** Does not include electric defrost on freezer models.

Regulatory Approvals:

All Models
 Accordance with AHRI Std 1200
 ETL Listed to UL 471
 ETL Listed to CAN/CSA 22.2 No. 120
 ETL Sanitation to NSF/ANSI 7



In Accordance with
AHRI Std 1200

DOE 2017
Energy Efficiency
Compliant

Important Notes:

- Units must be shimmed during installation to ensure the unit is level and plumb.
- ⚠ WARNING:** This product can expose you to chemicals, including Urethane (Ethyl Carbamate), which are known to the State of California to cause cancer and birth defects or other reproductive harm. For more information go to www.P65Warnings.ca.gov.