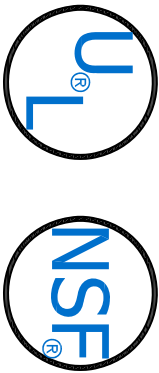


WALK-IN SPECIFICATIONS



SIZE: 7'-9" X 13'-6" X 7'-6 1/4"  
PANELS:

FRAMED IN PLACE URETHANE FOAM 4"

EXTERIOR FINISH:

WALL: GALVALUME - EMBOSSED 26 GA  
TOP: GALVALUME - EMBOSSED 26 GA

INTERIOR FINISH:

WALL: GALVALUME - EMBOSSED 26 GA  
TOP: GALVALUME - EMBOSSED 26 GA

FLOOR TYPE:

COOLER: 100 SMOOTH ALUMINUM

DOORS:

46x82.25DS 34x78 DR STD CLR  
FRAME=GL/GL  
115-60-1703 AMPS

ACCESSORIES:

- (1) KICKPLATE, .063 DIA. TREAD INT DR 36"H
- (1) KICKPLATE, .063 DIA. TREAD EXT DR 36"H

REFRIG: PRE CHARGED

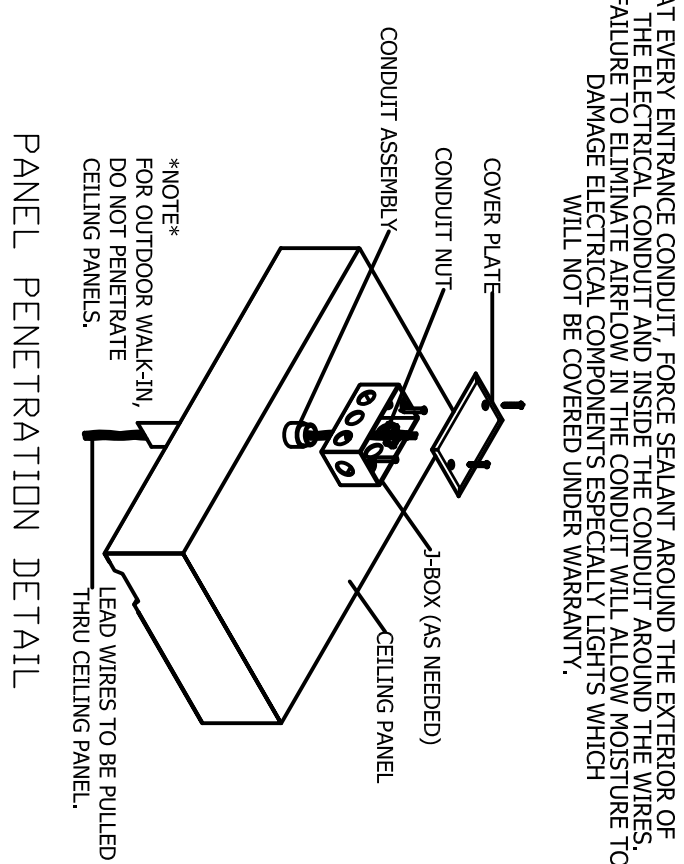
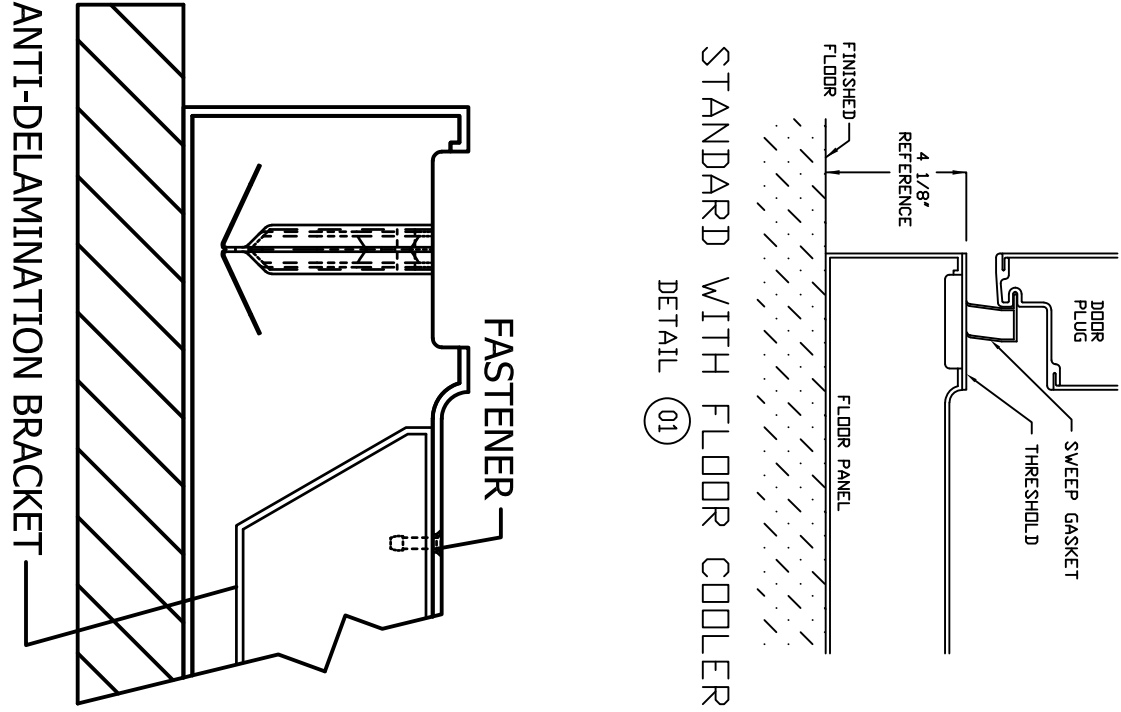
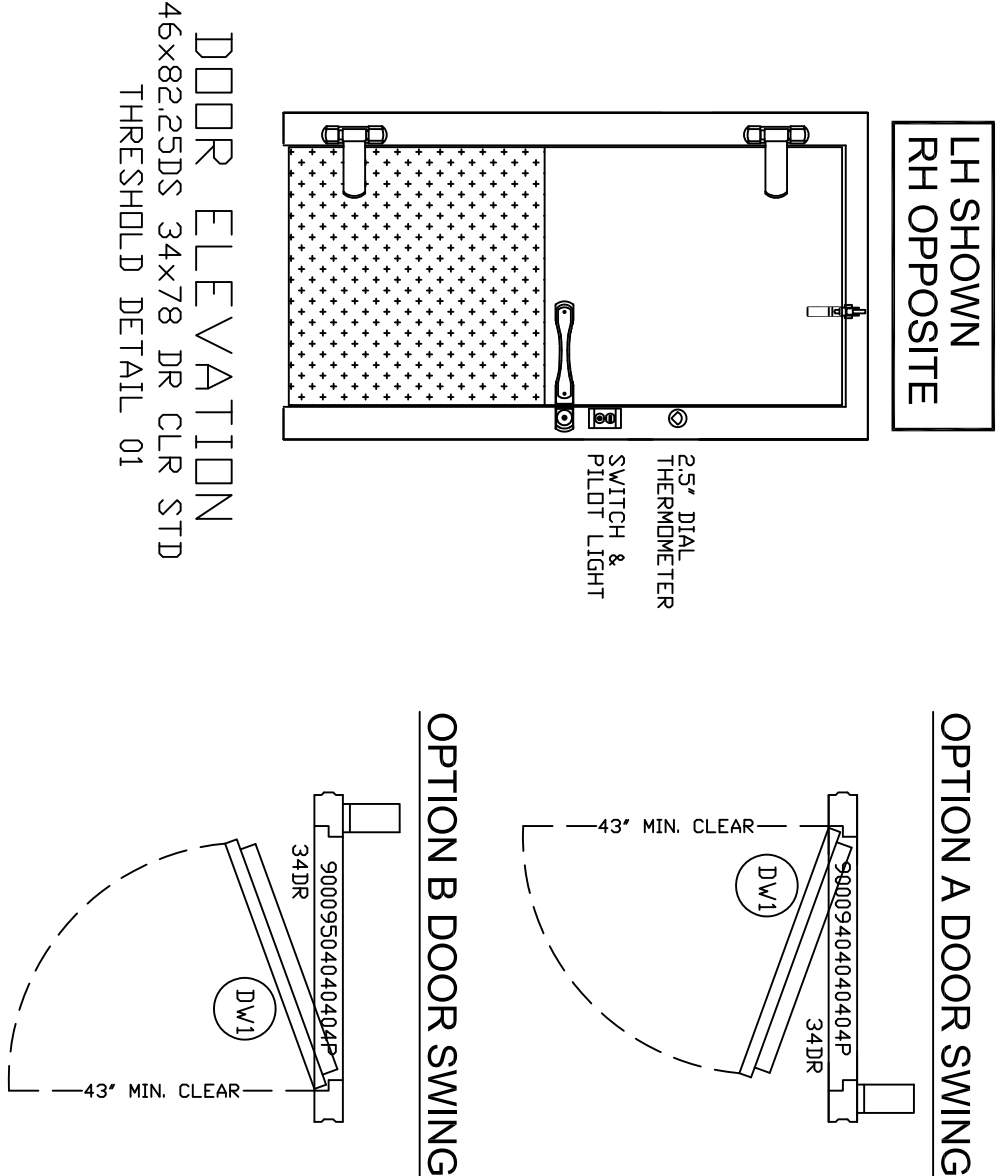
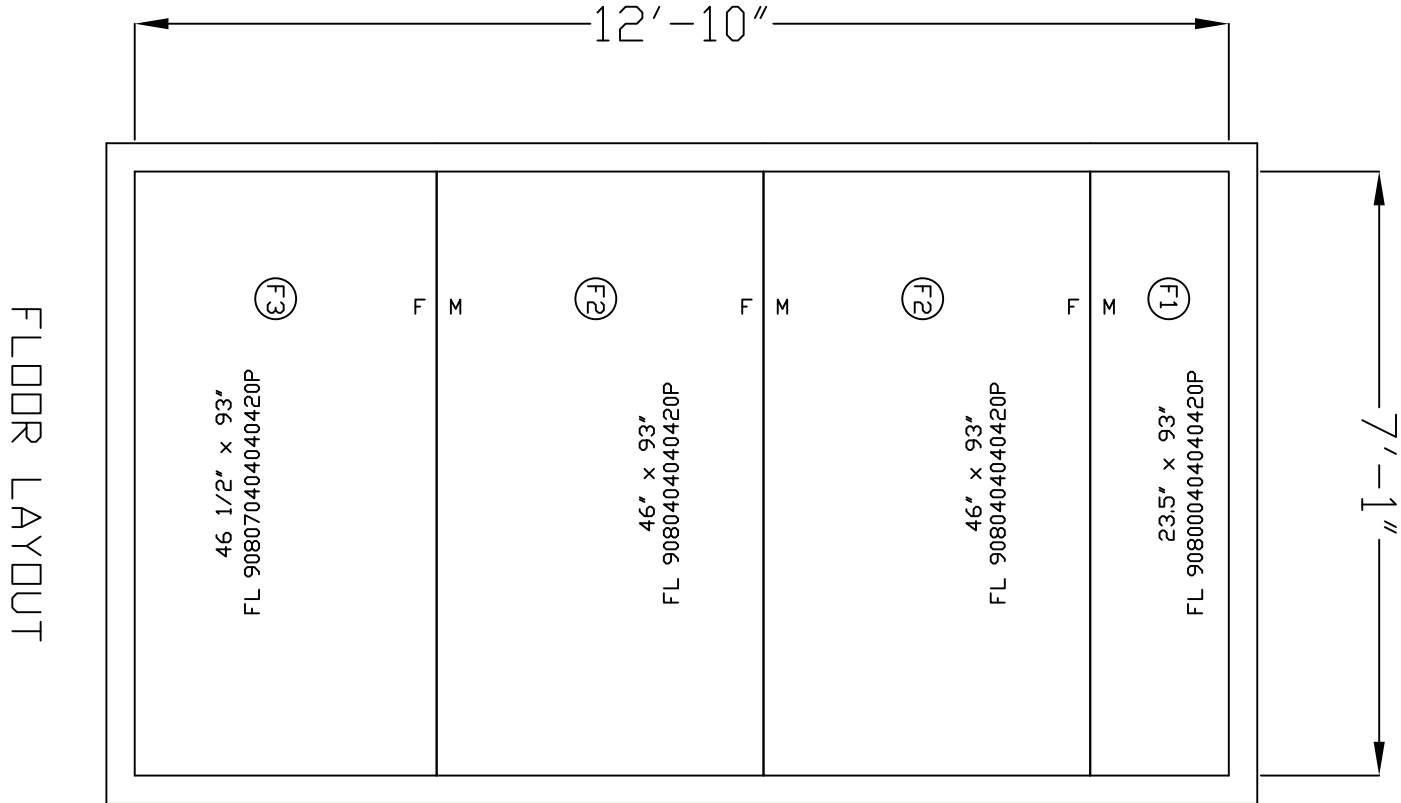
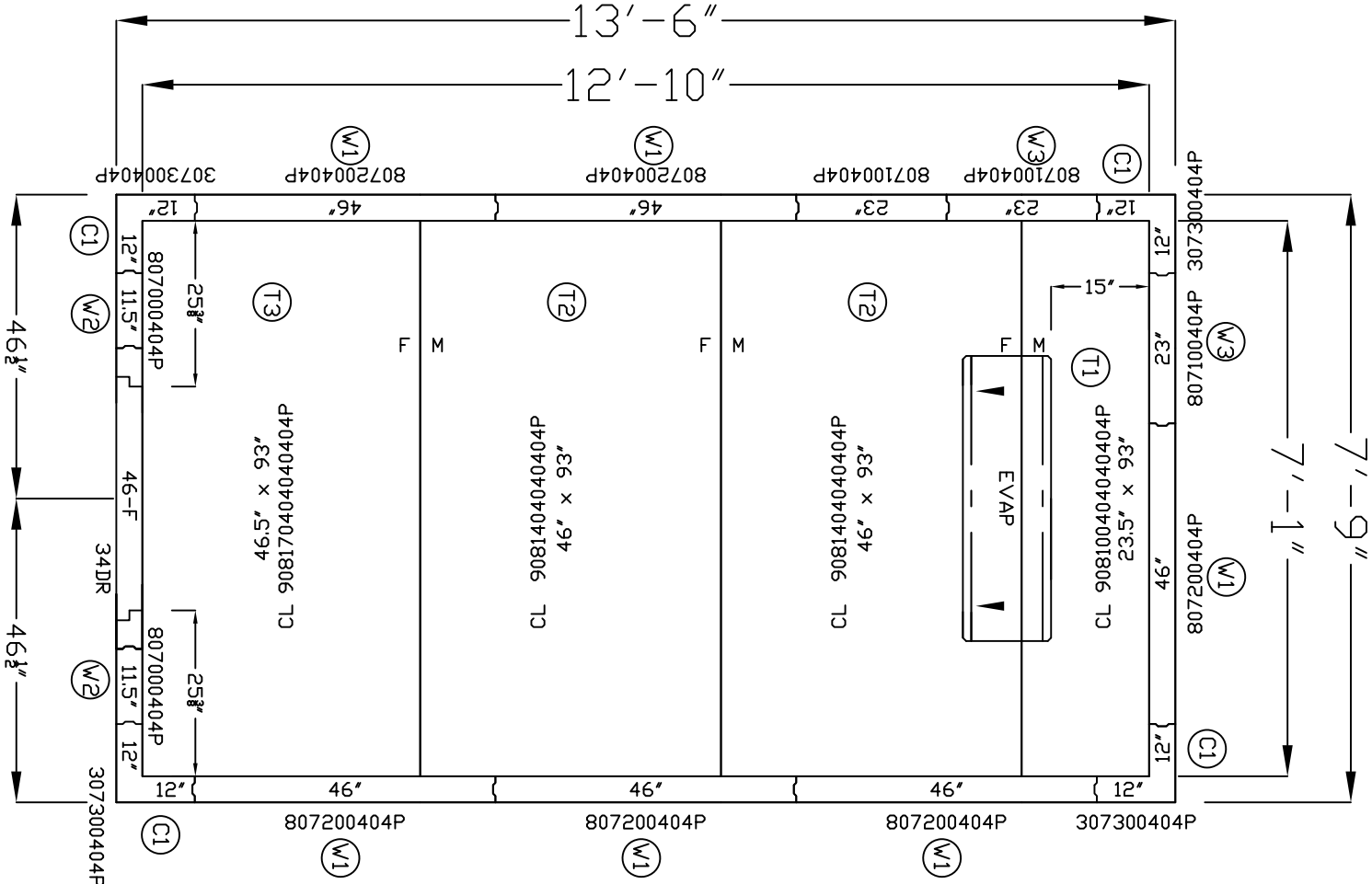
R404A REFRIGERATION PACKAGE  
PC065MOP 3/4HP R404A 208/230-60-1 7.2 AMPS  
L=33", W=25.5", H=19.25" LBS=151  
AM26-073 115/60/1 160 AMPS  
L=43.625", W=15.5", H=16.75", LBS=52

R448A REFRIGERATION PACKAGE  
PC068MZDP 3/4HP R448A 208-230-60-1 7.0 AMPS  
L=33", W=25.5", H=19.25" LBS=169  
AM26-073 115/60/1 160 AMPS  
L=43.625", W=15.5", H=16.75", LBS=52

OPTIONAL ACCESSORIES:

SHIP LOOSE ACCESSORIES AVAILABLE BY PART NUMBER

ORDER# \_\_\_\_\_



!ATTENTION

- 1. **SEMI-TECH DRAWING** NOT INTENDED FOR INSTALLATION. **AS-BUILT DRAWING** FOR INSTALLATION WILL BE AVAILABLE AFTER ORDER IS PLACED.
- 2. ALL WALK-INS ARE DESIGNED FOR INDOOR APPLICATION UNLESS NOTED OTHERWISE.
- 3. ALL WALK-INS ARE DESIGNED FOR INDOOR APPLICATION UNLESS NOTED OTHERWISE.
- 4. ALLOW 2" MINIMUM CLEARANCE WITH AIRFLOW OF 5 CFM PER 100 SQ. FT. AROUND ENTIRE PANEL SURFACES. INDOOR WALK-INS REQUIRE A 75% AMBIENT AND 55% RELATIVE HUMIDITY OR LESS AROUND THE EXTERIOR OF THE WALK-IN.
- 5. ALL WALK-INS ARE DESIGNED FOR INDOOR APPLICATION UNLESS NOTED OTHERWISE.
- 6. QUARRY TILE OR CONCRETE FLOOR APPLICATIONS: METAL PANEL FINISH MAY BE SUSCEPTIBLE TO STAINING DUE TO EXCESSIVE MOISTURE CREATED BY THE INSULATION OF CONCRETE TYPE MATERIALS. IT IS ABSOLUTELY NECESSARY THAT EACH ROOM BE PROPERLY VENTILATED.
- 7. PANEL LAYOUT MAY CHANGE BASED ON OPTIMAL MANUFACTURING STANDARDS.
- 8. WALK-IN TOP IS NOT DESIGNED FOR FOOT TRAFFIC STORAGE OR CONDENSING UNIT MOUNTING UNLESS NOTED OTHERWISE.
- 9. FLOOR, CURB, AND PIT DETAILS ARE FOR GENERAL REFERENCE ONLY. THESE DRAWINGS SHOULD NOT BE USED OR INCORPORATED IN THE DESIGN OR REBARATION OF THE INSULATED FLOOR, SUBSLOPE OR CURBS, WITHOUT HAVING THE DESIGN REVIEWED BY A QUALIFIED ARCHITECT.
- 10. FLOOR, CURB, AND PIT DETAILS ARE FOR GENERAL REFERENCE ONLY. THESE DRAWINGS SHOULD NOT BE USED OR INCORPORATED IN THE DESIGN OR REBARATION OF THE INSULATED FLOOR, SUBSLOPE OR CURBS, WITHOUT HAVING THE DESIGN REVIEWED BY A QUALIFIED ARCHITECT.
- 11. THE ROAD PAVING USED IN THIS PRODUCT COMPLIES TO THE BC SECTION 200 AS FOLLOWS: FLAME SPREAD RATING: 20 SMOKE DEVELOPMENT: 100. THESE DRAWINGS ARE FOR GENERAL REFERENCE ONLY. THESE DRAWINGS SHOULD NOT BE USED OR INCORPORATED IN THE DESIGN OR REBARATION OF THE INSULATED FLOOR, SUBSLOPE OR CURBS, WITHOUT HAVING THE DESIGN REVIEWED BY A QUALIFIED ARCHITECT.
- 12. ALL WALK-INS ARE DESIGNED FOR INDOOR APPLICATION UNLESS NOTED OTHERWISE.
- 13. FLOORS NOT DESIGNED FOR WET MOPPING, PALETTE JACKS, OR FORKTRUCK TRAFFIC.

FOR APPROVAL

YOU MUST REVIEW ALL NOTES, DETAILS, DIMENSIONS, FINISHES, DOORS SIZES, LOCATION AND SWINGS.

- ☐ **APPROVAL** - NO CHANGE REQUIRED, MANUFACTURE AS DRAWN.
- ☐ **APPROVED AS NOTED** - HAVE REQUIRED CHANGES AND MANUFACTURE AS DRAWN.
- ☐ **NOT APPROVED** - DESIGN CHANGES REQUIRE DRAWING REVISION AND RESUBMISSION.

DATE: \_\_\_\_\_ BY: \_\_\_\_\_

SMOOTH FINISH DISCLAIMER

Panels with non-textured and/or no-profile panel finishes (smooth finishes) on the exterior and interior faces may exhibit "oil canning" and flatness imperfections on the surface. Our standard panels have a stucco embossed texture on both faces that helps to reduce oil canning and any other irregularities in the exposed surface. Please be aware of this potential situation in your specification process. Such "oil canning" and flatness issues are typical and are not covered under standard warranties.

DRAWN BY:	DATE:	CHECK BY:	DATE:
DDC	6/30/15		

SHEET #  
1 of 1

Customer Name

KF7-0814-CR



2915 Tennessee Avenue North, Parsons, TN 38363 (731) 847-6361 \*\* (800) 826-7030 \*

QUOTE #:  
DRAWING #: KF7-0814-CR