

Sunfire SCO Series Electric Convection Oven

Project _____
 Item _____
 Quantity _____
 CSI Section 11400
 Approved _____
 Date _____

Models

- SCO-ES-10S
- SCO-ES-20S



Model SCO-ES-10S

Standard Features

- SUNFIRE Series Solid State control with digital timer
- Single speed fan control with .6 HP fan motor
- Total of 10.4 kW loading per oven cavity
- Stainless steel front, sides, top, and legs
- 60/40 dependent solid door design
- Porcelain enameled oven interior with coved corners
- Five (5) chrome plated oven racks on 13-position rack guides
- Double deck models available.
- One year limited parts and labor warranty (USA and Canada only)
- Three year limited door warranty (USA and Canada only)

Options & Accessories


- Two speed fan
- Two speed fan windows in left door and interior oven lights.
- Extra oven racks
- Swivel casters, (4) w/ front brakes
- Low profile casters, (4) w/ front brakes (double ovens only)
- Open base with rack guides and shelf (stainless steel)
- Back enclosure (stainless steel)
- Maximum Security Options

Specifications

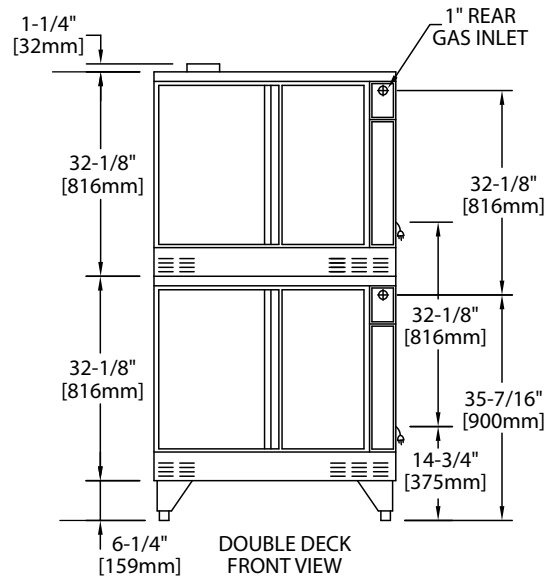
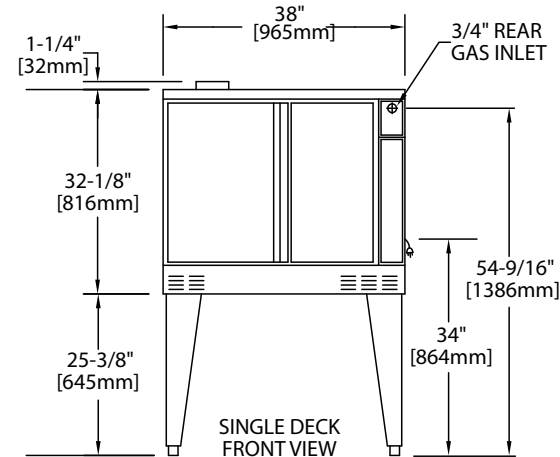
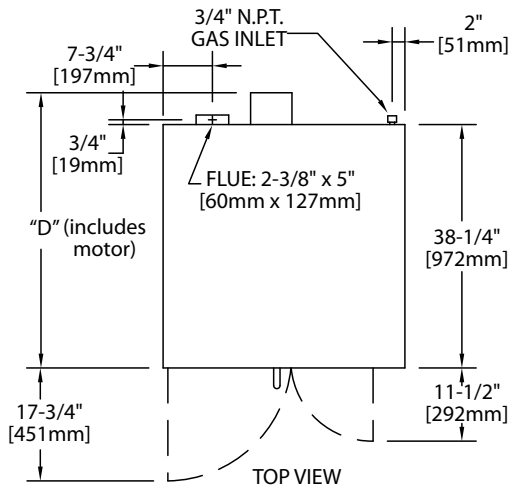
SUNFIRE Full-Size Standard Depth electric convection oven. 10.4 kW/cavity, .6 HP single-speed fan motor. Electronic spark ignition. Solid State Control with 60-minute timer. Porcelain enameled oven interior with coved corners, five (5) oven racks and 13 position rack guides.

All model interiors are 29" (736mm) wide by 24" (610mm) deep. Stainless steel front, sides, top and legs. 60/40 dependent solid door design. Models with the 20S suffix are double deck units. UL, CUL and NSF listed.

Note: Ovens supplied with casters must be installed with an approved restraining device.



Sunfire SCO Series Electric Convection Oven



Notes:
 Standard electrical specifications include motor requirements.
 Single speed .6 HP, 1725 rpm 60Hz
 Optional 2-speed motor, 1140 and 1725 rpm, 60Hz.

Model	Int. Dimensions :In (mm)			Ext. Dimensions: In (mm)			Ship Wt Lbs/kg	Ship Dim. Cubic Ft.
	W	H	D	W	H	D (w/motor)		
SCO-ES-10S	29 (736)	24 (610)	24 (610)	38 (965)	57-1/2 (1461)	41-1/4 (1048)	515/230	64
SCO-ES-20S	29(736)	24(610)	24(610)	38(965)	70-1/2 (1791)**	41-1/4 (1048)	1030/465	128

** Height with or without with standard casters. Height with low profile casters (double deck) is 68-1/2" (1740mm).

Model	Total kW	Nominal Amperes Per Line, (includes 3/4 HP fan motor)							
		208V/1Ph	240V/1Ph	208V/3Ph			240V/3Ph		
				X	Y	Z	X	Y	Z
Single Deck	10.4	50	43	30	30	28	26	26	24
Double Deck* each oven	10.4	50	43	30	30	28	26	26	24

* Double Deck Models require individual power supply connections

Electrical specifications include motor requirements. .6 HP, 2-speed motor: 1725/1140 rpm, (60Hz); or 1440/950 rpm (50Hz)
 Please specify electrical characteristics when ordering.

Installation Notes:			
Combustible & Non-Combustible Wall Clearances:		Entry Clearances In (mm)	
Sides	Rear	Crated	Uncrated
*1" (25mm)	3" (76mm)	44-1/2 (1130)	32-1/2" (826mm)

*Note: Installations beside units with high heat sources it is recommended to leave 6" (152mm) on the right side of oven. Refer to the installation manual for more detail

Welbilt reserves the right to make changes to the design or specifications without prior notice.