

VENTURA


Gelato Showcase (1 Phase)

STANDARD FEATURES

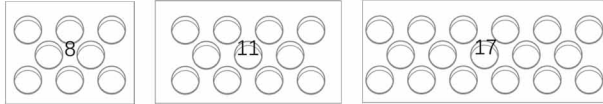
- Tempered lift-up front glass with pyrolytic anti-fog treatment
- Front and side heated glasses
- Reverse cycle defrost
- Semi-hermetic compressor
- Diffused LED lighting 3000°K
- Rear plexiglass sliding doors
- Cases ship standard unfinished

OPTIONS

- Dual temperature switch (-18°C/+5°C) (-0.4°F/+41°F)
- Rear roll down curtain
- Stainless steel display trays for cakes
- Stainless steel or acrylic pans
- Round tubs
- Remote condensing unit
- Dipper well
- Cone holder
- RAL color/laminate front and side panels
- Casters
- Popsicle display tray (stainless steel & plastic).
- Plastic available in color options (see images on the right)



Round Tubs Layouts (optional):



VENTURA GELATO/ICE CREAM (1 PHASE)					
TECHNICAL FEATURES		MODELS			
		VENTURA G1110 (VNTG44)	VENTURA G1610 (VNTG64)	VENTURA G2106 (VNTG83)	VENTURA G2106 DUAL TEMP
External Dimensions (L-D-H)	Inches	*43 11/16" - 44 15/16" - 51 3/16"	*64 3/8" - 44 15/16" - 51 3/16"	*82 15/16" - 44 15/16" - 51 3/16"	*82 15/16" - 44 15/16" - 51 3/16"
	Inches-MM	*1110 - 1141 - 1300	*1610 - 1141 - 1300	*2106 - 1141 - 1300	*2106 - 1141 - 1300
Crated Dimensions (L-D-H)	Inches	52" - 52" - 61"	71" - 52" - 61"	89" - 52" - 61"	89" - 52" - 61"
	Inches-MM	1320 - 1320 - 1550	1803 - 1320 - 1550	2260 - 1320 - 1550	2260 - 1320 - 1550
5 Liter Pan Capacity** 14 3/16" x 6 1/2" x 4 3/4" (360mm x 165mm x 120mm)	Pan Configuration	12	18	24	24 (12 + 12)
8 Liter Pan Capacity** 14 3/16" x 9 13/16" x 4 3/4" (360mm x 250mm x 120mm)	Pan Configuration	8	12	16	16 (8 + 8)
Refrigeration	Type	Fan Ventilated	Fan Ventilated	Fan Ventilated	Fan Ventilated
Refrigeration Display Area	Type	Deck	Deck	Deck	Deck
Operating Temperature	°C / °F	-18°C / -0.4°F	-18°C / -0.4°F	-18°C / -0.4°F	(2) -18°C / -0.4°F
Compressor	Nr./Type	1 / Semi-Hermetic	1 / Semi-Hermetic	2 / Semi-Hermetic	2 / Semi-Hermetic
BTU'S @ -25°F Evap Temperature	BTU'S	6240 BTU'S	9696 BTU'S	11,584 BTU'S	11,840 BTU'S
Electric Supply	(V/Ph/Hz)	208-220/1/60	208-220/1/60	208-220/1/60	208-220/1/60
Power Consumption	(W/A)	4150W / 20A	6200W / 30A	6200W / 30A	6200W / 30A
Defrost	Mode/Type	Reverse Cycle	Reverse Cycle	Reverse Cycle	Reverse Cycle
Climatic Class	N°/°C/F°/H.R.	4+/35/95/70%	4+/35/95/70%	4+/35/95/70%	4+/35/95/70%
Refrigerant Gas	Type	R404A	R404A	R404A	R404A
Net Weights	Kg/Lb	245Kgs / 540Lbs	312Kgs / 687Lbs	405Kgs / 892Lbs	405Kgs / 892Lbs
Crated Weights	Kg/Lb	355Kgs / 782Lbs	462Kgs / 1081Lbs	590Kgs / 1300Lbs	590Kgs / 1300Lbs

* DIMENSIONS ARE SHOWN WITHOUT SIDE PANELS

** PANS ARE NOT INCLUDED

* Manufacturer reserves the right to change specifications without notice. Not responsible for error and omissions.



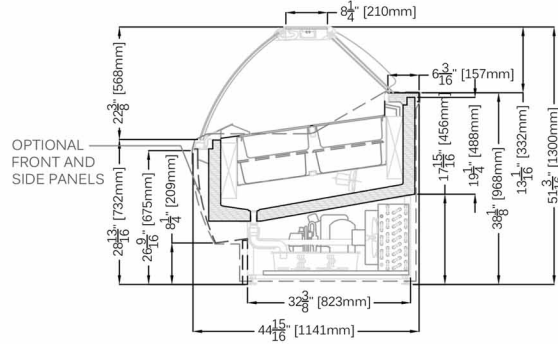
512 South Airport Blvd., South San Francisco, CA 94080
 Tel: 855.885.2400 | 650.342.2400 | Fax: 650.342.7400
 sales@oscartek.com | www.oscartek.com



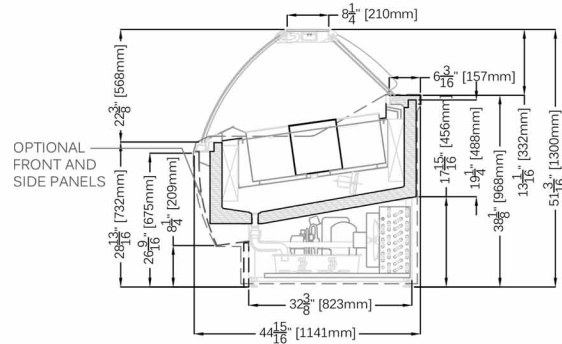
VENTURA

Gelato Showcase (1 Phase)

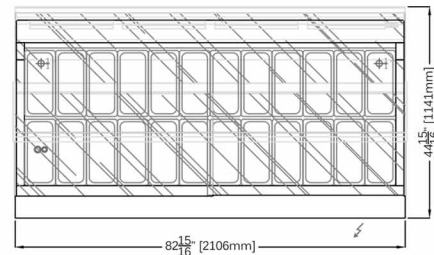
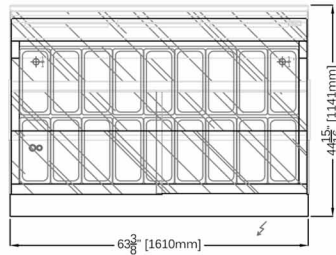
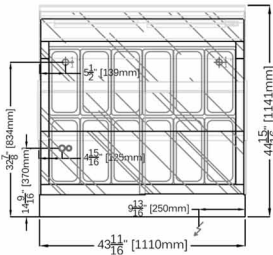
STANDARD: 5 & 8 LITER PANS



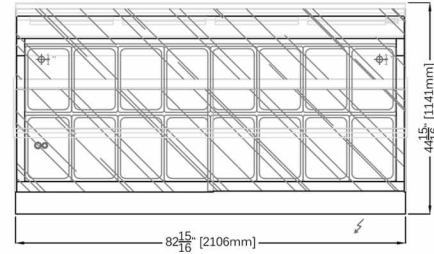
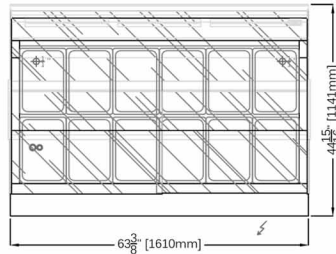
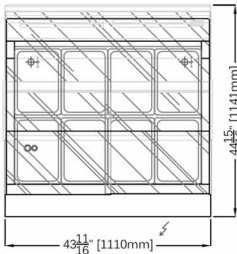
OPTIONAL: ROUND TUBS



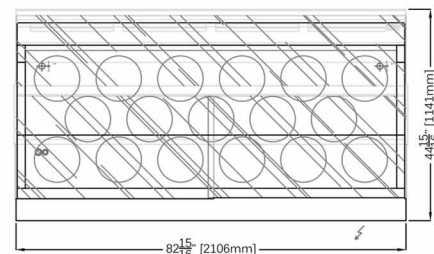
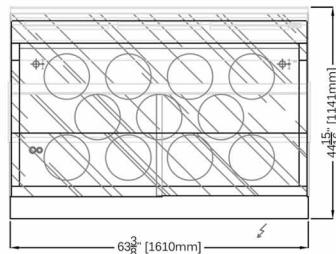
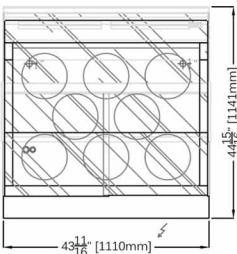
PLAN VIEWS - 5 LITER PANS: VENTURA G1110, VENTURA G1610, VENTURA G2106



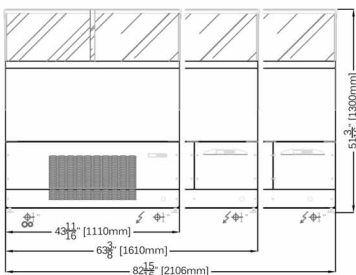
PLAN VIEWS - 8 LITER PANS: VENTURA G1110, VENTURA G1610, VENTURA G2106



PLAN VIEWS - ROUND TUBS: VENTURA G1110, VENTURA G1610, VENTURA G2106



REAR ELEVATIONS (OPERATOR SIDE): VENTURA G1110, VENTURA G1610, VENTURA G2106



ELECTRICAL LEGEND	
	REFRIGERATED LINES
	DRAIN
	POWER

* Manufacturer reserves the right to change specifications without notice. Not responsible for error and omissions.



512 South Airport Blvd., South San Francisco, CA 94080
 Tel: 855.885.2400 | 650.342.2400 | Fax: 650.342.7400
 sales@oscartek.com | www.oscartek.com



VENTURA

Gelato Showcase (3 Phase)

STANDARD FEATURES

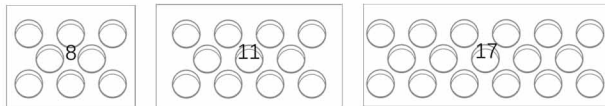
- Tempered lift-up front glass with pyrolytic anti-fog treatment
- Front and side heated glasses
- Reverse cycle defrost
- Semi-hermetic compressor
- Diffused LED lighting 3000°K
- Rear plexiglass sliding doors
- Cases ship standard unfinished

OPTIONS

- Dual temperature switch (-18°C/+5°C) (-0.4°F/+41°F)
- Rear roll down curtain
- Stainless steel display trays for cakes
- Stainless steel or acrylic pans
- Round tubs
- Remote condensing unit
- Dipper well
- Cone holder
- RAL color/laminate front and side panels
- Casters
- Popsicle display tray (stainless steel & plastic)
- Plastic available in color options (see images on the right)



Round Tubs Layouts (optional):



VENTURA GELATO/ICE CREAM (3 PHASE)					
TECHNICAL FEATURES		MODELS			
		VENTURA G1110 (VNTG44)	VENTURA G1610 (VNTG64)	VENTURA G2106 (VNTG83)	VENTURA G2106 DUAL TEMP
External Dimensions (L-D-H)	Inches	*43 11/16" - 44 15/16" - 51 3/16"	*64 3/8" - 44 15/16" - 51 3/16"	*82 15/16" - 44 15/16" - 51 3/16"	*82 15/16" - 44 15/16" - 51 3/16"
	Inches-MM	*1110 - 1141 - 1300	*1610 - 1141 - 1300	*2106 - 1141 - 1300	*2106 - 1141 - 1300
Crated Dimensions (L-D-H)	Inches	52" - 52" - 61"	71" - 52" - 61"	89" - 52" - 61"	89" - 52" - 61"
	Inches-MM	1320 - 1320 - 1550	1803 - 1320 - 1550	2260 - 1320 - 1550	2260 - 1320 - 1550
5 Liter Pan Capacity** 14 3/16" x 6 1/2" x 4 3/4" (360mm x 165mm x 120mm)	Pan Configuration				
8 Liter Pan Capacity** 14 3/16" x 9 13/16" x 4 3/4" (360mm x 250mm x 120mm)	Pan Configuration				
Refrigeration	Type	Fan Ventilated	Fan Ventilated	Fan Ventilated	Fan Ventilated
Refrigeration Display Area	Type	Deck	Deck	Deck	Deck
Operating Temperature	°C / °F	-18°C / -0.4°F	-18°C / -0.4°F	-18°C / -0.4°F	(2) -18°C / -0.4°F
Compressor	Nr./Type	1 / Semi-Hermetic	1 / Semi-Hermetic	2 / Semi-Hermetic	2 / Semi-Hermetic
BTU'S @ -25°F Evap Temperature	BTU'S	6240 BTU'S	9696 BTU'S	11,584 BTU'S	11,840 BTU'S
Electric Supply	(V/Ph/Hz)	208-220/3/60	208-220/3/60	208-220/3/60	208-220/3/60
Power Consumption	(W/A)	4150W / 20A	6200W / 30A	6200W / 30A	6200W / 30A
Defrost	Mode/Type	Reverse Cycle	Reverse Cycle	Reverse Cycle	Reverse Cycle
Climatic Class	N°/°C/F°/H.R.	4+/35/95/70%	4+/35/95/70%	4+/35/95/70%	4+/35/95/70%
Refrigerant Gas	Type	R404A	R404A	R404A	R404A
Net Weights	Kg/Lb	245Kgs / 540Lbs	312Kgs / 687Lbs	405Kgs / 892Lbs	405Kgs / 892Lbs
Crated Weights	Kg/Lb	355Kgs / 782Lbs	462Kgs / 1081Lbs	590Kgs / 1300Lbs	590Kgs / 1300Lbs

* DIMENSIONS ARE SHOWN WITHOUT SIDE PANELS

** PANS ARE NOT INCLUDED

* Manufacturer reserves the right to change specifications without notice. Not responsible for error and omissions.



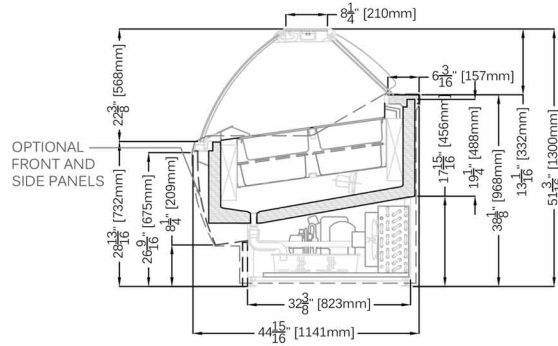
512 South Airport Blvd., South San Francisco, CA 94080
 Tel: 855.885.2400 | 650.342.2400 | Fax: 650.342.7400
 sales@oscartek.com | www.oscartek.com



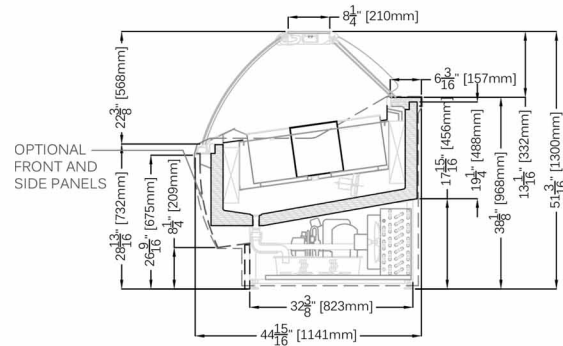
VENTURA

Gelato Showcase (3 Phase)

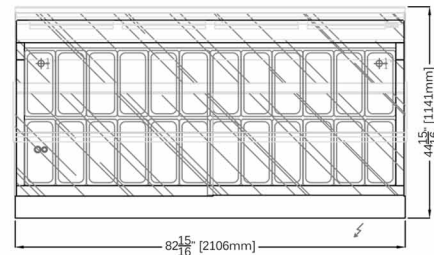
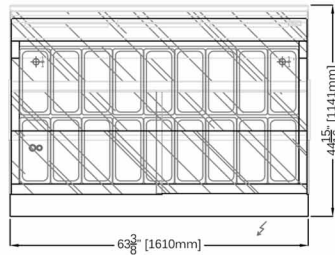
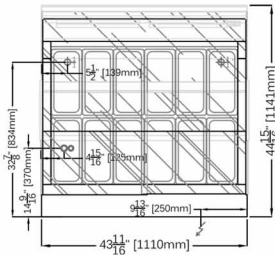
STANDARD: 5 & 8 LITER PANS



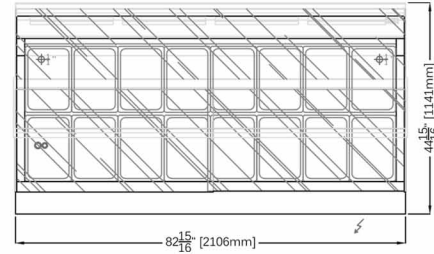
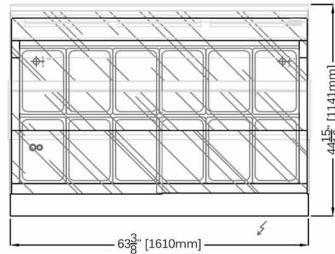
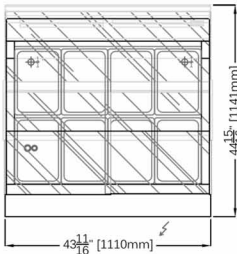
OPTIONAL: ROUND TUBS



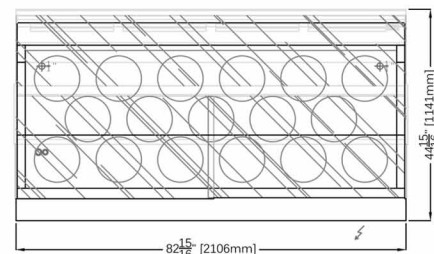
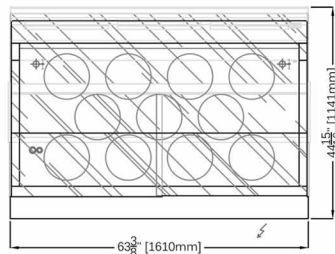
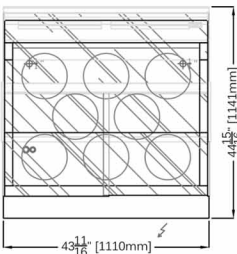
PLAN VIEWS - 5 LITER PANS: VENTURA G1110, VENTURA G1610, VENTURA G2106



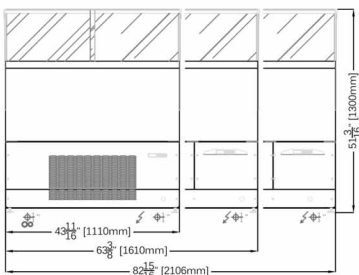
PLAN VIEWS - 8 LITER PANS: VENTURA G1110, VENTURA G1610, VENTURA G2106



PLAN VIEWS - ROUND TUBS: VENTURA G1110, VENTURA G1610, VENTURA G2106



REAR ELEVATIONS (OPERATOR SIDE): VENTURA G1110, VENTURA G1610, VENTURA G2106



ELECTRICAL LEGEND	
	REFRIGERATED LINES
	DRAIN
	POWER

* Manufacturer reserves the right to change specifications without notice. Not responsible for error and omissions.



512 South Airport Blvd., South San Francisco, CA 94080
 Tel: 855.885.2400 | 650.342.2400 | Fax: 650.342.7400
 sales@oscartek.com | www.oscartek.com

