



KM-1601MRJZ(3)

MODULAR CRESCENT CUBER



KM-1601MRJZ(3)
10/24/22
Item # 13657

W x D x H
30" x 27^{3/8}" x 41^{5/8}"

**KM Edge
DESIGN**

KM-1601MRJZ
Remote Air-Cooled 1 Phase
Shown on optional bin: B-900

KM-1601MRJZ3
Remote Air-Cooled 3 Phase



Item #: _____
Project: _____
Qty: _____
AIA#: _____

Features

- ▶ Individual crescent cube
- ▶ Stainless steel evaporator
- ▶ CycleSaver™ design

- Up to 1653 lbs. of ice production per 24 hours
- Durable stainless steel exterior
- Protected by H-Guard Plus Antimicrobial Agent
- EverCheck™ alert system
- R-404A Refrigerant

Available on Bins:

B-500SF **B-800SF** **B-1150SS** **B-1500SS***
B-700SF **B-900SF** **B-1300SS** **B-1650SS***

Top kit may be required. See Bin Spec Sheets. *Two unit application only.

Warranty:

3 Year Parts & Labor on entire machine. 5 Year Parts & Labor on Evaporator. 5 Year Parts on Compressor; air-cooled condenser coil. Valid in United States, Canada, Puerto Rico and U.S. Territories. Contact factory for warranty in other countries.

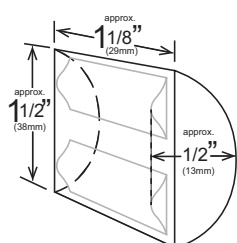
Shipping: (LxWxH) 51.75" x 33" X 48" Volume: 47.44ft³

| Condenser | Model | ICE PRODUCTION | | WATER USAGE | | ELECTRICAL | | | | | | | |
|----------------|--------------|---|---|---|---------------------------------------|--|----------|---------|--|------------------------------|------------------------------|-----------------------------------|-----------|
| | | Air / Water Temp Lbs. per 24 hours 70°/ 50°F 90°/ 70°F | Potable Gal. per 100 lbs. 90°/ 70°F | Condenser Gal. per 100 lbs. 90°/ 70°F | kWh Used per 100 lbs. 90°/ 70°F | Max. Fuse Sz or HACR Circuit Bkr | Amperage | Voltage | Circuit Wires (including ground) | Heat Rejection BTU/hr. | Refrigerant Charge Amount | Net / Ship Weight (lbs.) | |
| 1 Phase Remote | KM-1601MRJZ | 1594 | 1550 | 18.0 | N/A | 4.35 | 20A | 15.9A | 208-230V/60/1 | 4* | 24,300 | 8 lbs. 2.5 oz. 15 lbs. 14 oz.† | 259 / 316 |
| 3 Phase Remote | KM-1601MRJZ3 | 1653 | 1550 | 18.0 | N/A | 4.09 | 20A | 12.9A | 208-230V/60/3 | 4 | 23,300 | 8 lbs. 2.5 oz. 15 lbs. 14 oz.† | 259 / 316 |

*If neutral is not available, transformer kit (HS-5030) is required. Refer to Instruction Manual for installation and electrical requirements.

†(with condenser)

KM Edge Cube Dimensions*



* approximate size in inches, image not to scale

Operating Limits

- Ambient Temp Range 45 - 100°F
- Water Temp Range 45 - 90°F
- Water Pressure 10 - 113 PSIG
- Voltage Range 187 - 253V

Service

- Panels easily removed and all components accessible for service.
- Allow 6" (15 cm) clearance at rear, sides, and top for proper air circulation and ease of maintenance/service.

Plumbing

- Icemaker Water Supply Line: Minimum 3/8" Nominal ID Copper Water Tubing or Equivalent
- Icemaker Drain Line: Minimum 3/4" Nominal ID Hard Pipe or Equivalent

Water Filter

Please refer to water filter spec sheet for recommended configurations.

Line sets for Z models require brazing. Z model head must match Z model remote condenser.

Hoshizaki reserves the right to change specifications without notice.




KM-1601MRJZ(3)

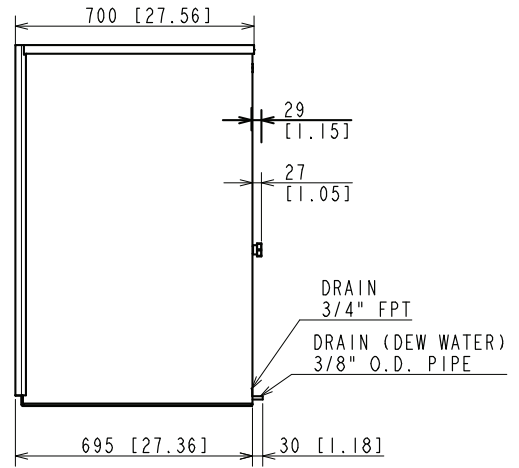
MODULAR CRESCENT CUBER

KM-1601MRJZ(3)
10/24/22
Item # 13657

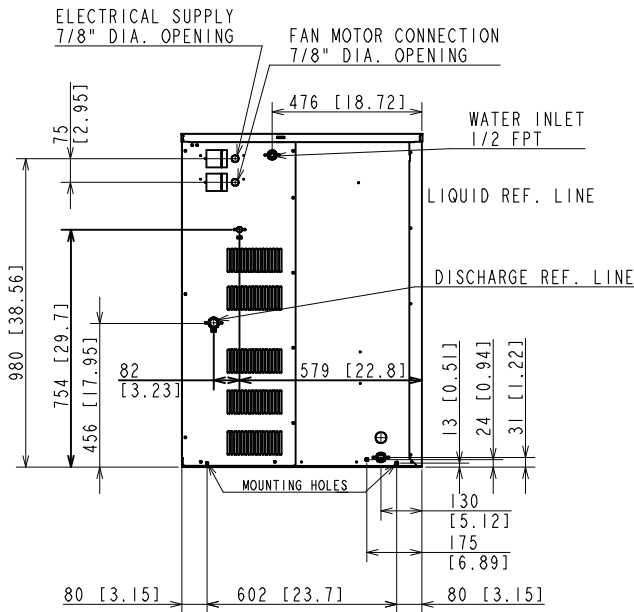
FRONT VIEW



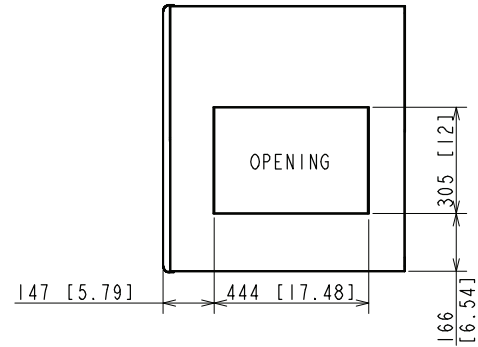
SIDE VIEW



REAR VIEW

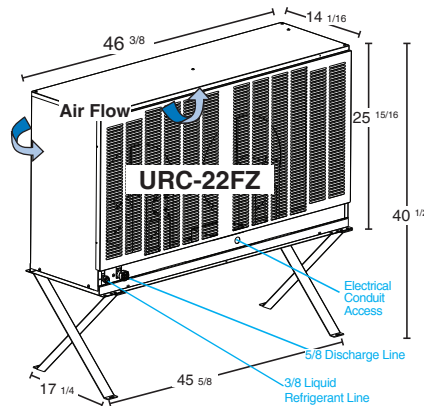


BOTTOM VIEW



URC-22FZ Remote Condenser (Sold Separately)

(W x D x H) 46^{3/8} X 14^{1/16} X 40^{1/2}
For Use with KM-1601MRJZ(3)



Brazed Line Sets
(Sold Separately)
25' HS-5323
35' HS-5324
55' HS-5325



Voltage supply for the URC Remote Condenser is supplied from the Ice Maker. No additional circuit is required.