



# SIMPLESPEC

## ISLE DISPLAY COOKING HOOD MODELS SSA-ISLE

This is a V-bank exhaust only single Island style canopy best suited for use over a single bank of cooking equipment. Recommended for use over light and medium duty appliances.

**SHORT FORM SPEC:** Avtec SSA-ISLE series hood system, designed for use in island applications. Includes stainless UL 710 Listed Hood with globe lights, stainless steel filters, removable grease trough and cup. Accessories to include auto start temp sensor prewired with lights to single connection box, duct enclosure to 120" ceiling, and 4-piece chrome sleeve to cover hanger rod (rod by others). Hood system designed for use over single depth mixed use cooking equipment, contact factory for heavy duty requirements.

### AVAILABLE MODELS:

- SSA-ISLE48
- SSA-ISLE60
- SSA-ISLE72
- SSA-ISLE48R
- SSA-ISLE60R
- SSA-ISLE72R

### STANDARD FEATURES:

- UL Listed globe lights
- Removable grease troughs and cups
- Fixed location hanger brackets
- All 18 gauge 201 stainless steel construction
- Duct enclosure to a 120" ceiling
- Chrome sleeve to conceal hanger rod
- IMC 2006 auto start temp sensor fan delay interlock
- UL Listed baffle style stainless steel grease filters
- Duct collar

**SPECIFICATIONS:** A single shell exhaust only Type I island canopy. The hood(s) shall be UL 710 Listed without fire damper for 400 or 600 degree rated cooking appliances. Canopy constructed of all stainless steel. Canopy shall have all welded exterior joints and seams. Canopy construction shall conform to NFPA 96 standards. All exposed welds are to be ground and polished to match finish requirements. Canopy is to meet NSF standards for construction and UL standards for operation. UL Listed stainless steel baffle style grease filters to run full length of exhaust hood. Grease trough(s) to be easily removable and sloped to removable grease cup(s). UL Listed globe type incandescent light fixtures mounted on 36" center lines.


**ORIGIN OF MANUFACTURE:** Designed and manufactured in the United States.



PROJECT NAME:	
LOCATION:	
ITEM NO:	
QTY:	
MODEL NO:	
AIA NO:	
SIS NO:	
CSI SECTION:	11400



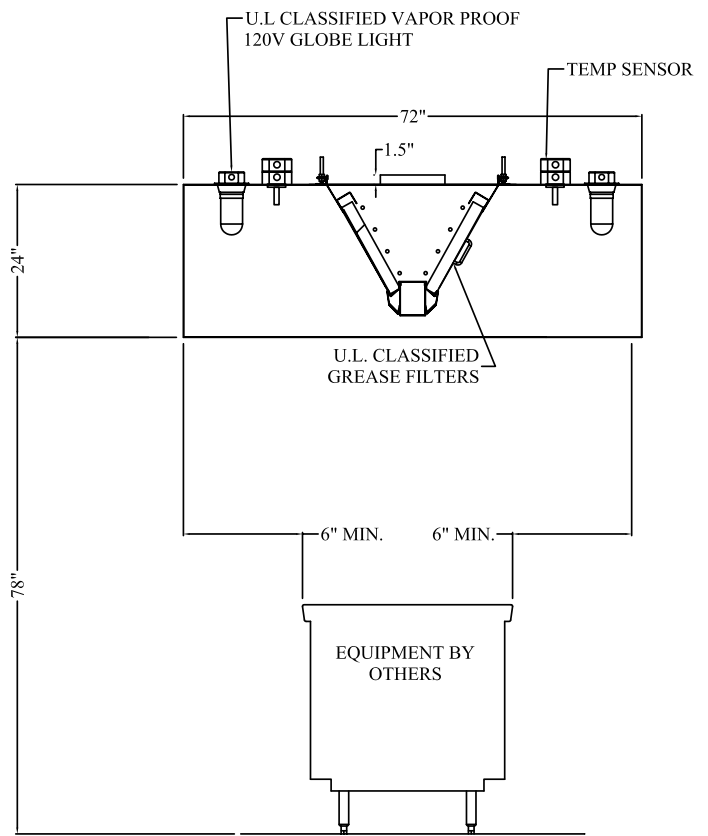
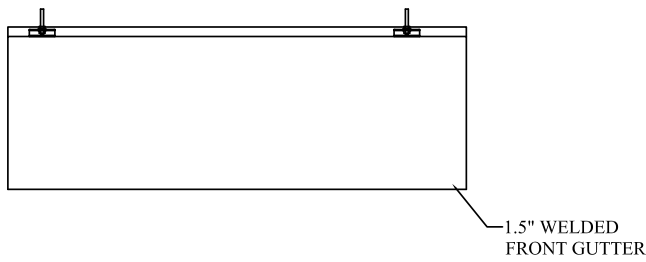
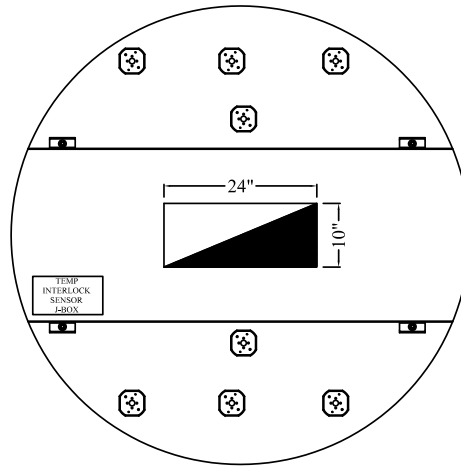
Model SSA-ISLE72R shown



Model SSA-ISLE72 shown

### ADDITIONAL RESOURCES:

- [Request A Quote](#)
- [Product Videos](#)
- [Sales Tools](#)
- [Find A Rep](#)



MODEL	SIZE AND TYPE	MAX SQUARE COOKING EQUIPMENT SIZE	EXHAUST CFM	COLLAR
SSA-ISLE72R	72" Round	48"	3000	(1) 10x24 @ 0.675SP

\* Requires a minimum of 9" overhang for use with light duty equipment, 18" for use with medium duty equipment.

