
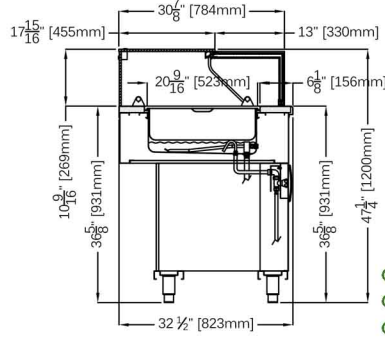
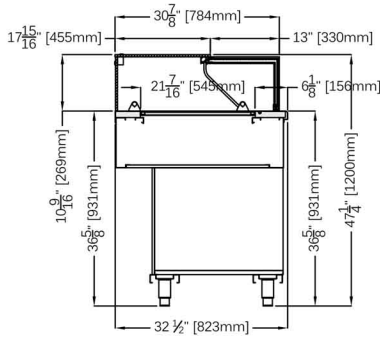


# GEM R4

# Hot Showcase

## GEM R4: CS (DRY)

## GEM R4: CBM (BAIN MARIE)

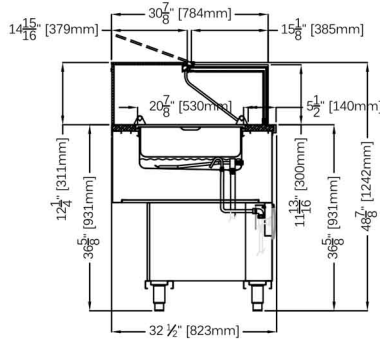
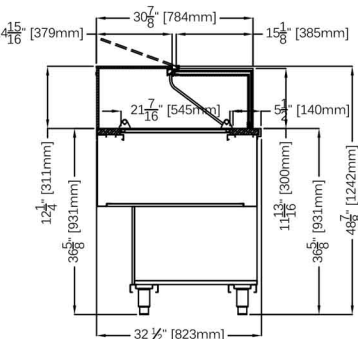


GEM R4 PHOTO SHOWN SLIDING GLASS (LEFT TO RIGHT) ON THE OPERATOR SIDE



## OPTIONAL: GEM G1 SLIDING & LIFT UP GLASS

## OPTIONAL: GEM G1 SLIDING & LIFT UP GLASS



GEM G1 PHOTO SHOWN WITH FRONT LIFT UP TOP GLASS

## STANDARD FEATURES

- LED lighting system
- CS: dry warm top
- CBM: hot well food warmer
- Sliding glass back doors
- Cases ship standard unfinished

## OPTIONS

- Gem G1: sliding glass back doors on the operating side. Lift up top glass on the customer side
- Custom top glass
- Working top perimeter (brushed s/s, corian, black, HPL, granite)
- RAL color/laminate front and side panels
- Castors

GEM R4 HOT (CS-DRY)				
TECHNICAL FEATURES		MODELS		
		GEM R4 CS1000	GEM R4 CS1500	GEM R4 CS2000
External Dimensions (L-D-H)	Inches	39 1/4" - 32 3/8" - 47 1/4"	59" - 32 3/8" - 47 1/4"	78 3/4" - 32 3/8" - 47 1/4"
	MM	1000-823-1200	1500-823-1200	2000-823-1200
Crated Dimensions (L-D-H)	Inches	53 1/8" - 40 1/2" - 55 1/4"	75" - 40 1/2" - 55 1/4"	90 1/2" - 40 1/2" - 55 1/4"
	MM	1350-1030-1400	1900-1030-1400	2300-1030-1400
Power Supply	(V)	208-220V	208-220V	208-220V
Power Consumption	(W)	500W	1000W	1210W
Operating Temperature	°C / °F	80°C / 177°F	80°C / 177°F	80°C / 177°F
Net Weights	Kg/Lb	104Kgs / 239Lbs	144Kgs / 331Lbs	188Kgs / 432Lbs
Crated Weights	Kg/Lb	124Kgs / 285Lbs	170Kgs / 391Lbs	205Kgs / 470Lbs

\* DIMENSIONS ARE WITHOUT SIDE PANELS

GEM R4 HOT (CBM- BAIN MARIE)				
TECHNICAL FEATURES		MODELS		
		GEM R4 CBM1000	GEM R4 CBM1500	GEM R4 CBM2000
External Dimensions (L-D-H)	Inches	39 1/4" - 32 3/8" - 47 1/4"	59" - 32 3/8" - 47 1/4"	78 3/4" - 32 3/8" - 47 1/4"
	MM	1000-823-1200	1500-823-1200	2000-823-1200
Crated Dimensions (L-D-H)	Inches	53 1/8" - 40 1/2" - 55 1/4"	75" - 40 1/2" - 55 1/4"	90 1/2" - 40 1/2" - 55 1/4"
	MM	1350-1030-1400	1900-1030-1400	2300-1030-1400
Power Supply	(V)	208-220V	208-220V	208-220V
Power Consumption	(W)	1500W	2030W	3040W
Operating Temperature	°C / °F	80°C / 177°F	80°C / 177°F	80°C / 177°F
Net Weights	Kg/Lb	104Kgs / 239Lbs	144Kgs / 331Lbs	188Kgs / 432Lbs
Crated Weights	Kg/Lb	124Kgs / 285Lbs	170Kgs / 391Lbs	205Kgs / 470Lbs

\* DIMENSIONS ARE WITHOUT SIDE PANELS

\* Manufacturer reserves the right to change specifications without notice. Not responsible for error and omissions.



361-367 Beach Road, Burlingame, CA 94010  
 Tel: 855.885.2400 | 650.342.2400 | Fax: 650.342.7400  
 sales@oscartek.com | www.oscartek.com

