



PROJECT _____

ITEM NO: _____

QUANTITY: _____

Work Tables With Built-In Sink

Operation: Left Sink



NSF STD.2
Certified

FEATURES & CONSTRUCTION:

- Top is fabricated with 1-1/2" rounded front edge, flat edge on both ends, Slanted 5" backsplash and 4" center deck mount faucet holes.
- Table front edge and sides formed with hemmed edge to provide extra rigidity and safe to touch finish.
- Sink bowl to has coved corners with 3/4" radius.
- Reinforced table top with two stainless steel sound deadening hat channels. Note: Three sound deadening hat channels on 30" deep tables.
- Adjustable stainless steel undershelf secured to legs with aluminum die cast clamps allowing undershelf to be approximately 2" wider and 2" deeper than leg tube welded to undershelf style.
- All exposed welded areas smooth polished to brush finish sanitary #4.
- Welded stainless steel leg sockets with two point leg fastening.
- All tables shipped K.D., but easily assembled.



SMTPS-2448L



SMTPS-3072L

MATERIAL:

Top: 16 Ga. Stainless Steel - 304

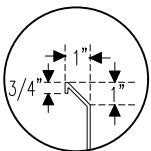
Sink Bowl: 16 Ga. Stainless Steel - 304

Shelf: 18 Ga. Stainless Steel - 400 series

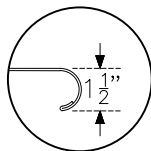
Leg: 1-5/8" Stainless Steel Tubing with 1"

Adjustable Stainless Steel Bullet Feet

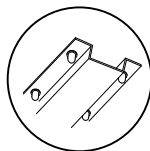
MODEL#	TABLE SIZE			SINK BOWL SIZE		
	L	W	H	A	B	C
SMTPS-2448L	48"	24"	35-1/2"	16"	16"	11"
SMTPS-2460L	60"					
SMTPS-2472L	72"					
SMTPS-3048L	48"	30"	35-1/2"	16"	20"	11"
SMTPS-3060L	60"					
SMTPS-3072L	72"					




45° Slanted
5" Backsplash



Rolled Rim
Front Edge
Reinforced with
Hemmed Edge



Two (three on 30" deep) Stainless
Steel Hat Channel Supported.
Attached to Underside of Top via
Studs Welded to Underside of
Top, Adhesive and Stainless Steel
Acorn Nuts.



Aluminum Die Cast
Clamp For Adjustable
Undershelf



1" Adjustable
Stainless Steel
Bullet Feet



3-1/2" Drain
Basket Included



Rev. 01/21

SAPPHIRE MANUFACTURING
Tel: 718-543-2111
Fax: 718-543-2121

info@sapphiremanufacturing.com
WWW.SAPPHIREMANUFACTURING.COM



PROJECT _____

ITEM NO: _____

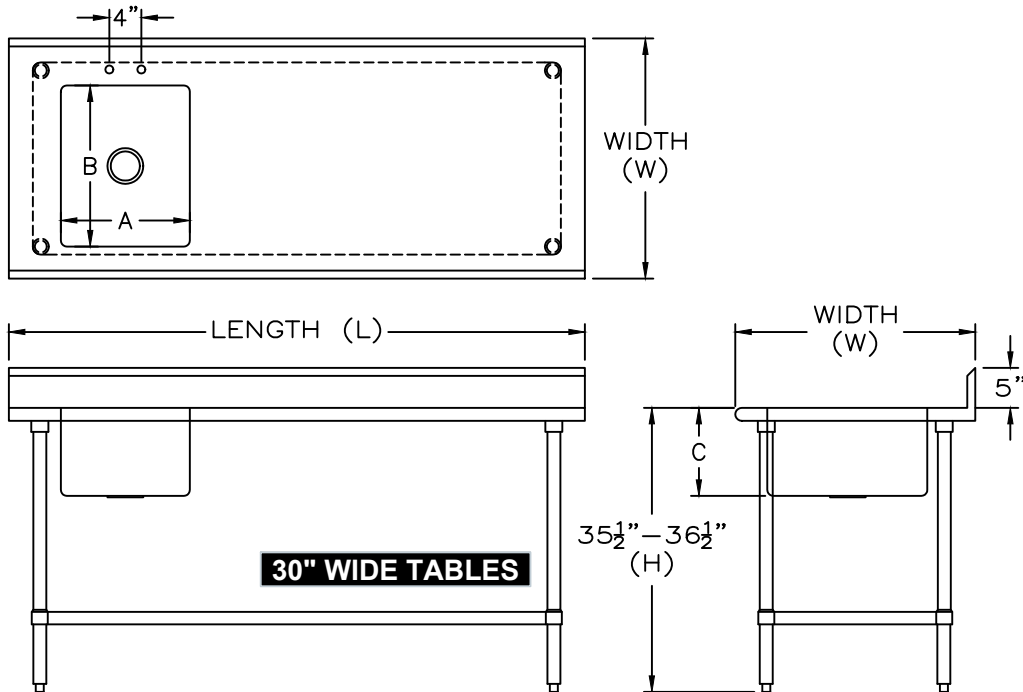
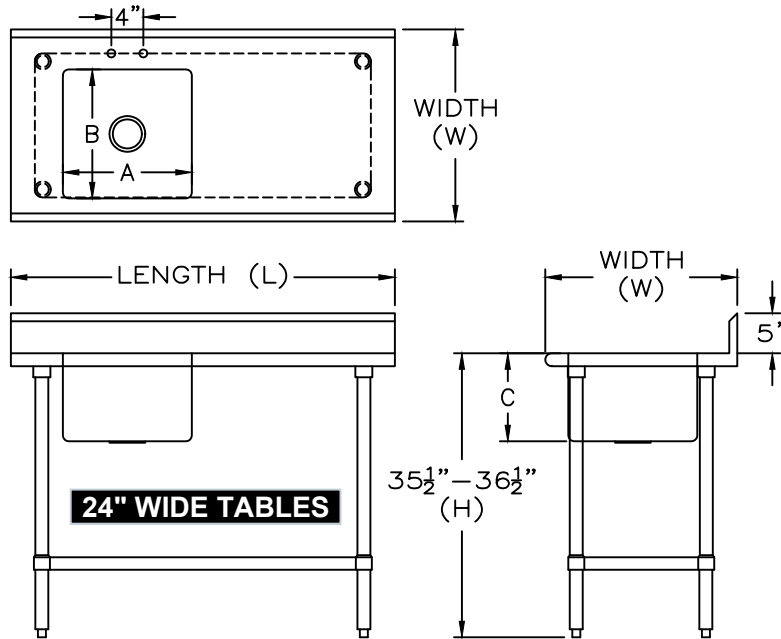
QUANTITY: _____

Work Tables With Built-In Sink

Operation: Left Sink



NSF STD.2
Certified



Specifications subject to change without notice.

All dimensions are typical (Tolerance 1/2").



Rev. 01/21

SAPPHIRE MANUFACTURING
Tel: 718-543-2111
Fax: 718-543-2121

info@sapphiremanufacturing.com
WWW.SAPPHIREMANUFACTURING.COM