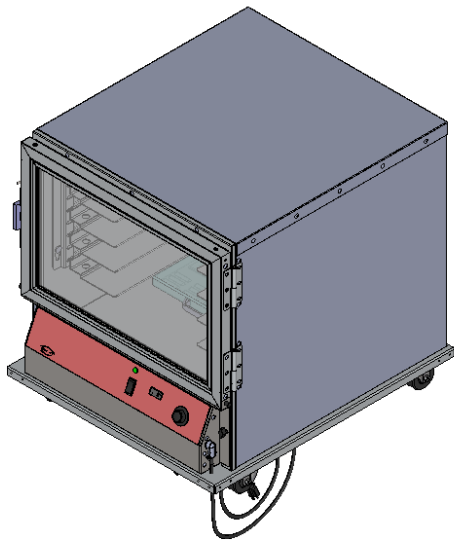




Proofing and Hobbing Cabinet Insulated

Innovative Foodservice Equipment Custom Designed For Performance, Service and Value

Quality Proofing Cabinets
for over **40** years



Model PHC32-10INS-A

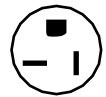


INSULATED UNDERCOUNTER MODEL

PHC32-10INS-A

Standard Features:

- All aluminum construction
- Insulated top, side, and back
- Extruded pan supports accept a variety of pans and screens
- Removable heating module with separate controls for heat and humidity
- Maintains uniform temperature and humidity throughout cabinet
- "Cast-in" humidity system prevents element burnout from water spills and potential injury from accidental contact with exposed heating element
- Temperature adjustable from 60°F (15.6°C) to 180°F (82.2°C)
- Self-draining feature collects excess moisture into a standard bun pan (not included) below the base of the cabinet
- Completely removable interior components for quick and easy cleaning
- Heavy-duty plate-type casters with 3" hard neoprene wheels, front two with brakes
- 120V, 20A, 1PH service

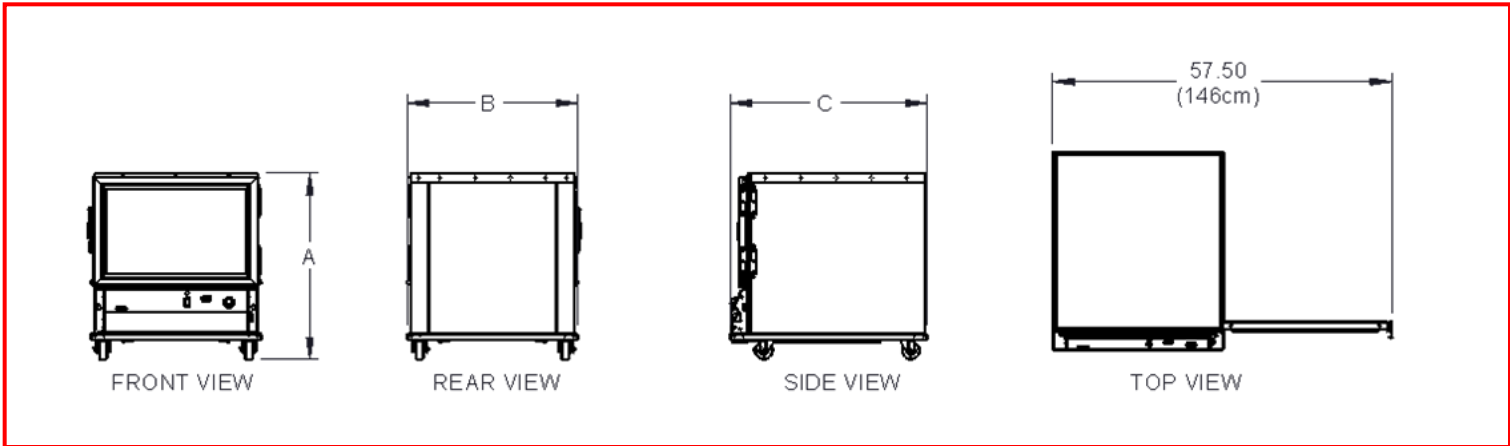


NEMA 5-20



Proofing and Holding Cabinet Insulated

Item No. _____
 Approval: _____
 Date: _____



BEVLES MODEL NO.	CAPACITY			DIM A (H)		DIM B (W)		DIM C (D)		INSIDE HGT		SHIP WT.		ACTUAL WT.	
	18x26	12x20	*SPC'G	IN	CM	IN	CM	IN	CM	IN	CM	LBS	KGS	LBS	KGS
PHC32-10INS-A	5	10	3	31.50	80	29.00	74	33.50	85	17.00	43.2	190	86	135	61

* Adjustable on 1.50" centers ** Also accommodates 19" x 19" and 23" x 23" screens

ELECTRICAL	VOLTAGE	WATTS	AMPS	ELECTRIC SERVICE	PHASE	HERTZ	CLEARANCES
STANDARD	120	2000	16.7	20A Dedicated Circuit	1	60	ZERO CLEARANCE CABINET
OPTIONAL	208-230	2000	9.7/8.7	15A Dedicated Circuit	1	50/60	ZERO CLEARANCE CABINET

CABINET:

- Body: .063 Formed aluminum
- 1.50" Thick insulation top, sides and back
- Door: Clear Lexan® with an extruded aluminum frame
- Door Latch and Hinges: Positive action door latch with heavy-duty stainless steel hinges
- Door Gasket: Closed cell foam
- Base: .125 Formed aluminum
- Rear (Air Duct) Panel: .063 Formed aluminum

PAN SUPPORTS:

- Pan Supports: Aluminum pan supports adjustable on 1.50" centers

HEATING MODULE & CONTROLS:

- Bottom mounted heating unit with a one (1) piece modular drop-in design blower assembly, easily removable for maintenance and cleaning
- Air heating element rated at 1400 watts
- Humidity heating element rated at 400 watts
- 5 quart (4.7 liter) cast water reservoir
- Lexan® water reservoir cover
- Easy to operate controls feature digital thermostat, variable humidity control and LED display
- All controls are visible and operable from exterior of cabinet

ELECTRICAL:

- 20 Amp Switch, and pilot light.,
- Cord and Plug: 8' cord with 20A molded plug (NEMA 5-20P); 208/230 volt models provided with cord only

CASTERS:

- Heavy-duty plate type casters, with 3" hard neoprene wheels; all swivel, with wheel brakes on front two casters

OPTIONS AND ACCESSORIES

- Door hinging
- Solid door
- Corner bumpers of gray non-marking vinyl (set of 4)
- Perimeter bumper of gray non-marking vinyl
- Additional extruded universal pan supports
- 6" stainless steel legs with adjustable feet for stationary floor installation*
- 5" casters with hard neoprene or polyurethane wheels
- 18" x 26" chrome electroplated wire racks
- Cord Guide/Protector: Unique cord guide provides safe and easy routing to rear of cabinet

* Note: Modifications involving casters or legs may affect height of equipment. Specifications subject to change without notice

BEVLES COMPANY, INC.

1525 East Lake Road, Erie, PA 16511 • Toll Free: (800) 840-9577 • Fax: (800) 548-9392 • www.bevles.com • sales@bevles.com