



Item: _____

Quantity: _____

Project: _____

Delux Series

Models: RHEF-60-1-XX RHEF-60-2-XX RHEF-60-3-XX RHEF-60-4-XX
 RHEF-60-5-XX

60 lb. High Efficiency Fryer with Built-in Filter



**Patent Pending*

RHEF-60-2-CM with optional casters

Gas Type: Natural LP

Elevation (if above 2000 ft.): _____

- DM - Digital solid state thermostat
- DM2 - Two channel solid state digital control with melt cycle
- CM - 8 product computer control with individual programming capabilities for temperature and compensating time

Standard Features

- Fully welded frame with lifetime warranty
- 65% Energy Efficiency
- "Zero" Recovery time
- 95 lbs. per hour production capacity
- 60 lb oil capacity per stainless steel tank
- All welded stainless steel cabinet
- Innovative heat exchanger assembly transfers maximum heat to the oil
- 3 tube heat entry with easily removable diffusers reduces thermal stress
- Automatic pilot ignition with 100% safety
- 3 each High efficiency in-shot burners rated at 33,000 BTU/hr each
- Extremely low exhaust flue temperatures
- Shortening return through the wash down hose
- 8 gpm filter pump with 6' power cord
- Twin fry baskets with plastic coated handles for ease of handling
- 1¼" full port drain valve
- 6" heavy duty adjustable legs
- 25 sheets of filter paper
- Ten year limited (prorated) warranty on S/S tank

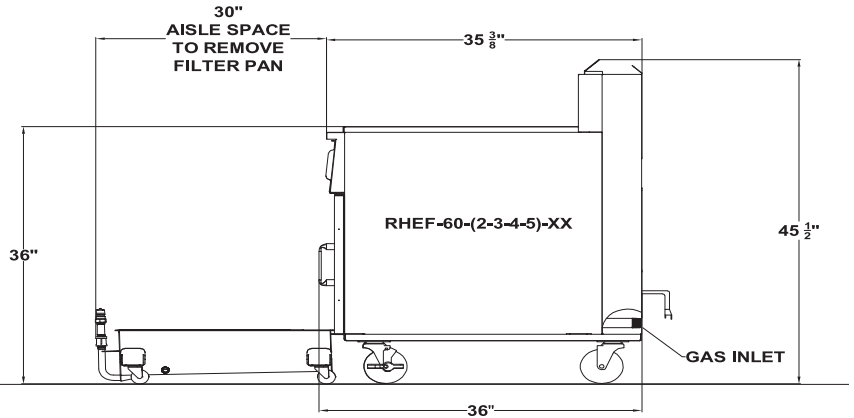
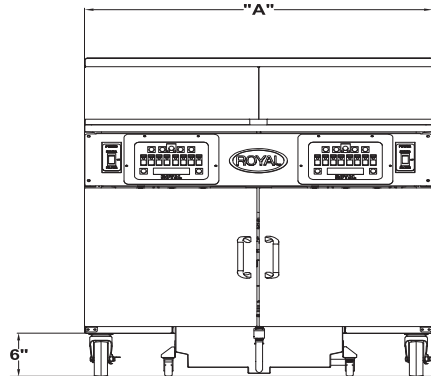
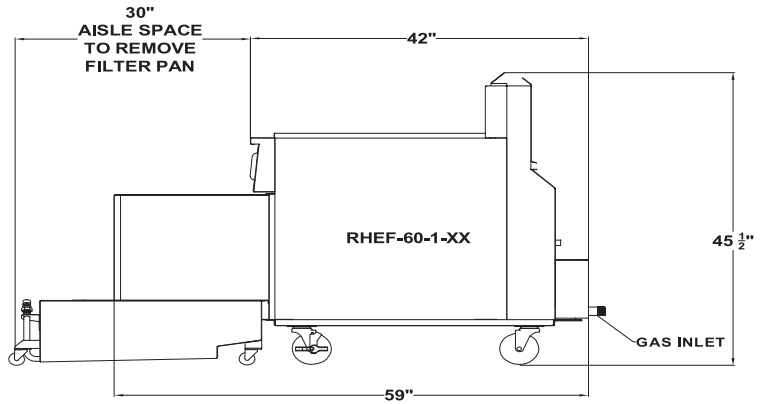
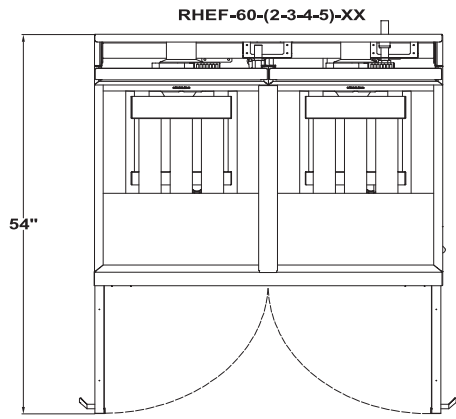
Options and Accessories

- Royal Plus Filtration- Shortening returns thru the bottom of tank
- Royal Ultra-Plus Filtration- Shortening returns thru the bottom of tank and thru the wash hose
- Fine mesh screen with handles
- Triple filtration for heavy breadng products
- Permafil filter screen in lieu of paper
- Heat tape for solid shortening
- Stainless-steel tank cover
- Stainless-steel side splash guard
- Filter tub cover
- Dump station with heat lamp
- 100 pack of filter paper
- Fitting for oil disposal
- 5" swivel casters
- 48" quick disconnect and restraining cable



2 YEAR LIMITED, PARTS AND LABOR WARRANTY

60 lb. High Efficiency Fryer with Built-in Filter



Model Number	Width "A"	Cooking Area Each Tank	Number of Burners/Tank	Total BTU Each Tank	Ship Weight
RHEF-60-1-XX	19.5"	14" x 18"	3	99,000	375 lbs.
RHEF-60-2-XX	39"	14" x 18"	3	99,000	585 lbs.
RHEF-60-3-XX	58.5"	14" x 18"	3	99,000	790 lbs.
RHEF-60-4-XX	78"	14" x 18"	3	99,000	1,000 lbs.
RHEF-60-5-XX	97.5"	14" x 18"	3	99,000	1,210 lbs.

For dump station add 19 1/2" to width

Filter Electrical Requirements, 50/60 Hz:

Volt / Phase	Amps
115V, 1PH	7 + 1.5 per tank

Gas Pressure:

4" W.C.	Natural Gas
11" W.C.	Propane

Gas Connection:

3/4" 1-2 tanks, 1 1/4" 3+ tanks NPT on the rear of fryer.
No external pressure regulator required.

Clearances:

	Combustible	Non-Combustible
Rear	6"	0"
Sides	6"	0"

Specify type of gas and altitude, if over 2,000 feet, when ordering

Due to continuing product development to ensure best possible performance, these specifications are subject to change without prior notification.

Royal Range of California, Inc.
3245 Corridor Dr. • Eastvale, CA 91752 • (800) 769-2414 • (951) 360-1600
Fax: (951) 360-7500 • www.royalranges.com • sales@royalranges.com