

Oasis

Refrigerated Self-Service Case - 32"D - Top Mount Compressor

Structural Concepts®

DELIVERING FRESH. ALWAYS.™

- **B3632TM** 36-5/8"L x 32-1/4"D x 82-1/2"H
- **B4732TM** 47-5/8"L x 32-1/4"D x 82-1/2"H
- **B5932TM** 59-5/8"L x 32-1/4"D x 82-1/2"H
- **B7132TM** 71-5/8"L x 32-1/4"D x 82-1/2"H
- **B8832TM** 88-3/8"L x 32-1/4"D x 82-1/2"H

Included

- Breeze~E (Type-II) self-contained refrigeration
- Blue Fin coated coil
- Condensate pan (self-contained refig. only)
- Flat upper front panel & header
- Integrated average product temperature of 40°F or less
- LED 4000K top light(s)
- One piece formed ABS plastic tub (n/a B8832TM)
- One year parts & labor; 5 year compressor warranty
- Removable deck pans provide complete access to evaporator coil & refrigeration connections
- Shelving removable and adjustable on 1" centers



B3632TM

Specify	Standard Features	Additional Options
EXTERIOR COLOR	• Laminate (stock colors)	• Laminate (non-stock colors) • Stainless steel
INTERIOR COLOR	• Powder coated Silversan Black	• Stainless steel
LOWER FRONT PANEL COLOR	• Powder coated Silversan Black	• Stainless steel (must choose stainless exterior)
REAR EXTERIOR COLOR	• Solid back panel, black	• Solid back panel, white
BASE SUPPORT	• Casters w/ levelers	• Levelers (only) • Seismic levelers
END PANELS	• Full w/stainless steel mirror interior	• Cutaway w/glass
REAR DOORS	• None (solid back panel)	• Rear loading hinged doors, locking (changes air discharge to lower rear)
SHELVING	• Metal shelves, non-lighted	• Metal shelves, lighted (LED 4000K)
ELECTRICAL CONNECTION	• 6' Straight blade power cord (top exit)	• 6' Locking blade power cord (top exit) • Electrical leads (remote)
REFRIGERATION	• Breeze~E (Type-II) self-contained refrigeration (front access)	• Breeze~E (Type-II) self-contained refrigeration (rear access) • Note: Remote doesn't incl Conds unit. Floor drain reqd. 1 • Remote w/thermostat, solenoid & TXV
MISCELLANEOUS		• Roll-down security cover, locking (Requires two full end panels) (n/a w/ night curtain) • Second year parts & labor warranty (excludes compressor) • Shelf w/ extended product stop & air deflectors for salad bins
ACCESSORIES		• Clean Sweep® coil cleaner (self-cont.) • Night curtain, retractable, non-locking • Price tag molding (matches interior color) • Removable solid security cover, locking

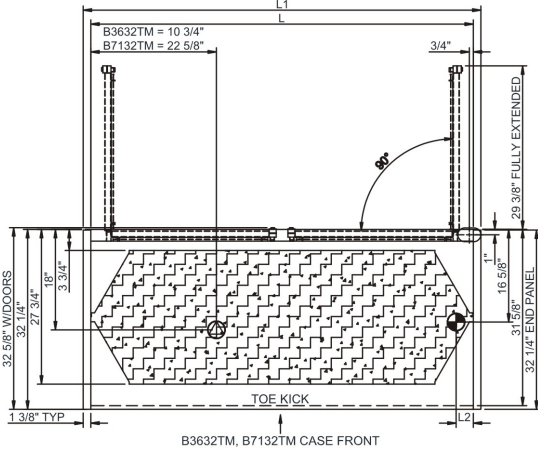
Option Notes: 1 - See tech spec for remote load reqmts

Intended Environment: Type II - Designed to operate in ambient conditions of 80°F and 60% relative humidity unless noted otherwise in system information below.

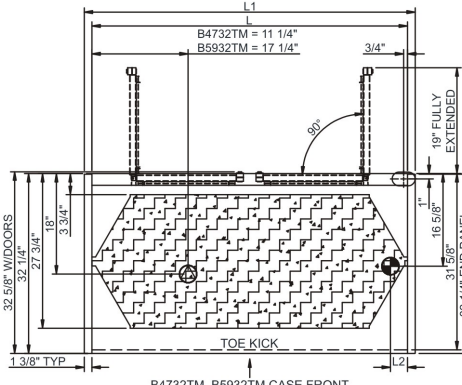
Zone	Intended Product To Be Displayed	Warmest Avg Prod Temp ° F
1	Packaged refrigerated products	40

PLAN VIEW

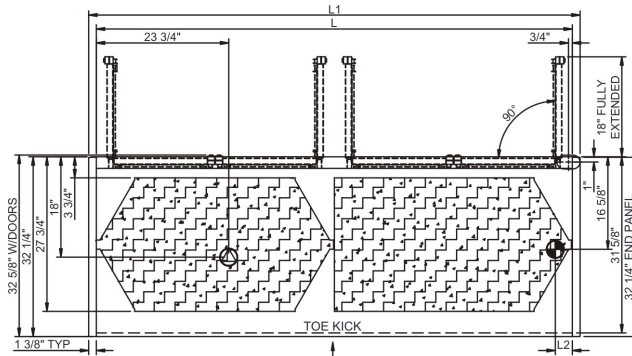
SIDE VIEW



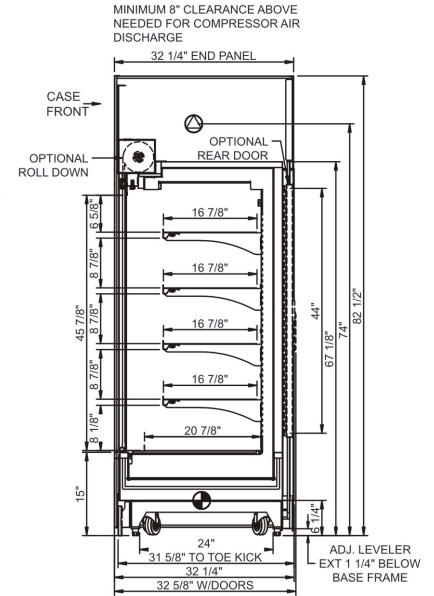
B3632TM, B7132TM CASE FRONT



B4732TM, B5932TM CASE FRONT



B8832TM CASE FRONT



NOTE: ALL DIMENSIONS APPROXIMATE

- ELECTRICAL JUNCTION BOX (SUPPLIED WITH 6" LEADS OR POWER CORD).
- REMOTE FLOOR SINK & UTILITIES ACCESS AREA.
- LOCATION OF DRAIN TUBE FOR REMOTE REF. ONLY (SUPPLIED WITH 3/4" OR 1 1/2" PVC TUBE).
- SELF-CONTAINED CASE SERVICE ACCESS AREA.
- REFRIGERATION LINE CONNECTION.
- DRY CASE SERVICE ACCESS AREA.

Model Technical Specifications

Model	L"	L1"	L2"	System Circuit Volts			Phs	Freq	Amps ***	Watts	Wires	NEMA Plug	SST	Conv. Rack BTU/H	Para. Rack BTU/H	Est Wt
B3632TM	33.88	36.63	3.13	Remote (R404A)	Circuit #1	110-120	1	60	1.14	56	2+G	Leads Multiple	20.00	4320	4000	900
				Self-Contained (R449A)	Circuit #1	110-120	1	60	16.00	1,355	2+G	5-20P or L5-20P	N/A	N/A	N/A	
B4732TM	44.88	47.63	3.13	Remote (R404A)	Circuit #1	110-120	1	60	1.99	180	2+G	Leads Multiple	20.00	5918	5480	1,000
				Self-Contained (R449A)	Circuit #1	208-240	1	60	10.05	1,815	2+G	6-20P or L6-20P	N/A	N/A	N/A	
B5932TM	56.88	59.63	3.13	Remote (R404A)	Circuit #1	110-120	1	60	2.42	224	2+G	Leads Multiple	20.00	7042	6520	1,100
				Self-Contained (R449A)	Circuit #1	208-240	1	60	12.00	2,264	2+G	6-20P or L6-20P	N/A	N/A	N/A	
B7132TM	68.88	71.63	3.13	Remote (DX)	Circuit #1	110-120	1	60	2.62	270	2+G	Leads Multiple	20.00	8618	7980	1,300
				Self-Contained (R449A)	Circuit #1	208-240	1	60	15.82	2,972	2+G	6-20P or L6-20P	N/A	N/A	N/A	
B8832TM	85.63	88.38	3.13	Remote (R404A)	Circuit #1	110-120	1	60	3.49	349	2+G	Leads Multiple	20.00	13046	12080	1,700
				Self-Contained (R449A)	Circuit #1	208-240	1	60	19.85	3,394	2+G	6-30P or L6-30P	N/A	N/A	N/A	

*** Does not include electric defrost on freezer models.

Regulatory Approvals:

All Models
 Accordance with AHRI Std 1200
 ETL Listed to UL 471
 ETL Listed to CAN/CSA 22.2 No. 120
 ETL Sanitation to NSF/ANSI 7



In Accordance with
AHRI Std 1200

DOE 2017
 Energy Efficiency
 Compliant

Important Notes:

- 1) ELECTRICAL NOTE: If GFCI is required, a GFCI breaker MUST be used in lieu of a GFCI receptacle
- 2) Top of unit must remain completely open.
- 3) Performance issues (product temperatures, water on floor, etc.) caused by adverse conditions are not covered by warranty.
- 4) Keep unit at least 15' from exterior doors, overhead HVAC vents, or any air curtain disruption.
- 5) End panels must be tightly joined or kept at least 6" away from any structure to prevent condensation.
- 6) Do not expose unit to direct sunlight or any heat source (ovens, fryers, etc.).
- 7) Tile floors, low ceilings, or small rooms will increase noise level.
- 8) Compressor air intake and discharge at top. Top of unit must remain completely open. (minimum 8" clearance above needed for compressor air discharge).

⚠ WARNING: This product can expose you to chemicals, including Urethane (Ethyl Carbamate), which are known to the State of California to cause cancer and birth defects or other reproductive harm. For more information go to www.P65Warnings.ca.gov.