

Recommended for Mounting Heights to 10' (environmental separation) and 8' (insect control)

STANDARD CONSTRUCTION

- 12 3/4" high x 22" deep
- 1/2 hp motor(s) - ten speeds
- Factory installed Intelliswitch™ digital controller
- Clear satin anodized aluminum exterior
- Wall or Top Mounting
- High efficiency, low noise, articulating, three vane, Pro-V Nozzle
- Filter (washable)

OPTIONS

- 1/2 hp EC motor(s) - ten speeds
- Custom Color or Stainless
- Rear cover for top mounting to conceal fasteners
- Berner AIR™ (smart controller & app, includes BACnet)

Energy Codes ASHRAE 90.1-2019, IECC 2018, and ASHRAE 189.1 vestibule exception validated by AMCA certification.

Refer to Velocity Projection Chart below for information.



Berner International certifies that the air curtains shown herein are licensed to bear the AMCA Seal. The ratings shown are based on tests and procedures performed in accordance with AMCA Publication 211 and comply with the requirements of the AMCA Certified Ratings Program. Rated data shown is for base (unheated) units. The AMCA Certified Ratings Seal applies to airflow rate, average outlet velocity, outlet velocity uniformity, velocity projection and power rating at free delivery only.

5 Year
Limited
Warranty



indoor use



MODEL	Nozzle Width (in)	Max Vel. at Nozzle (fpm)	Avg. Outlet Vel. (fpm)	Air Volume (cfm)	Outlet Vel. Uniformity	Power Rating (kW)	Motor(s) @ hp	Net Wt. (lbs)
AI10-E-1036A	36.00	3,440	2,071	1,424	80%	0.51	1 @ 1/2	85
AI10-E-1042A	42.00	3,711	1,849	1,483	82%	0.52	1 @ 1/2	94
AI10-E-1048A	48.00	3,975	1,973	1,809	92%	0.63	1 @ 1/2	110
AI10-E-1060A	59.00	3,803	1,619	1,824	82%	0.61	1 @ 1/2	119
AI10-E-2072A	72.00	3,440	2,071	2,848	80%	1.02	2 @ 1/2	170
AI10-E-2084A	84.00	3,711	1,849	2,966	82%	1.04	2 @ 1/2	188
AI10-E-2096A	96.00	3,975	1,973	3,618	92%	1.26	2 @ 1/2	220
AI10-E-2108A	108.00	3,975	1,761	3,633	82%	1.24	2 @ 1/2	229
AI10-E-2120A	118.00	3,803	1,619	3,648	82%	1.22	2 @ 1/2	238
AI10-E-3132A	132.00	3,975	2,000	5,042	80%	1.77	3 @ 1/2	305
AI10-E-3144A	144.00	3,975	1,973	5,427	92%	1.89	3 @ 1/2	330

See sheets EP-290E-AC & EP-290E-EC for amp draws/total load requirements.

600/3/60 power supply includes extended cabinet, See drawing AI10-E-AMB-600

NOTE: Operation of standard motor (AC) at 50Hz will generate a 17% reduction in performance; no reduction for optional EC motors.

MODEL NUMBER CONFIGURATION

AI10-E-1 036 A A-AC-WCA -SS

Series	Version	# of Motors	Opening Width	Heat	Voltage	Motor Type	Opt. Control	Opt. Cabinet Finish
AI10	E	1, 2, 3	036" - 144"	A=Ambient	AC & EC motors A = 120/1/60* B = 208/1/60 J = 240/1/60 V = 220/1/50 A-XI = 600/3/60 † EC motors only W = 277/1/60	AC= Standard Motor EC= Optional Motor	WCA= Berner AIR™ smart control	SS=Stainless Steel CC=Custom Color

for Standard offering, leave options (Opt.) blank

*Suitable for 50 Hz
† Cabinet width increases for transformer

Sound level measured 10' (3m) from the unit in free field:

1 motor: Min./Max. Speed: 53/56 dBA

2 motors: Min./Max. Speed: 56/59 dBA

3 motors: Min./Max. Speed: 59/61 dBA

Sound data is not AMCA certified.

VELOCITY PROJECTION: Model AI10-E-1036A				
Distance from Nozzle (in)	40	80	120	160
Core Velocity (fpm)	1454	971	918	748
Uniformity (%)	88%	91%	92%	95%

ASHRAE 90.1-2019 vestibule exception requires, "a jet velocity of not less than 6.6 feet per second (400 fpm; 2.0 m/s) at 6.0 in (15 cm) above the floor."

Berner reserves the right to alter specifications without prior notice.



ARCHITECTURAL ICON 10 - AC MOTORS

Ambient (Unheated) Air Curtain
Electrical Performance Sheet

120/1/60 (voltage code A) MOTOR AMP DRAW = 8.5 each				208/1/60 (voltage code B) MOTOR AMP DRAW = 4.3 each			240/1/60 (voltage code J) or 220/1/50 (voltage code V) MOTOR AMP DRAW = 4.3 each		
MODEL	# CKTS	AMPS PER CIRCUIT	BREAKER RATING PER CIRCUIT	# CKTS	AMPS PER CIRCUIT	BREAKER RATING PER CIRCUIT	# CKTS	AMPS PER CIRCUIT	BREAKER RATING PER CIRCUIT
AI10-E-1036A AI10-E-1042A AI10-E-1048A AI10-E-1060A	1	8.5	15	1	4.3	15	1	4.3	15
AI10-E-2072A AI10-E-2084A AI10-E-2096A AI10-E-2108A AI10-E-2120A	1	17.0	25	1	8.6	15	1	8.6	15
AI10-E-3132A AI10-E-3144A	1	25.5	35	1	12.9	20	1	12.9	20

600/3/60 (voltage code A-XI) XFMR 600/120 1 kVA per MTR @ 1.7 each MOTOR AMP DRAW= 6.6 each @ 120V				* Consult Factory 277/1/60 (voltage code W) MOTOR AMP DRAW = **. each		
MODEL	# CKTS	AMPS PER CIRCUIT	BREAKER RATING PER CIRCUIT	# CKTS	AMPS PER CIRCUIT	BREAKER RATING PER CIRCUIT
AI10-E-1036A AI10-E-1042A AI10-E-1048A AI10-E-1060A	1	1.7	15	*	*	*
AI10-E-2072A AI10-E-2084A AI10-E-2096A AI10-E-2108A AI10-E-2120A	1	3.3	15	*	*	*
AI10-E-3132A AI10-E-3144A	1	5.0	15	*	*	*

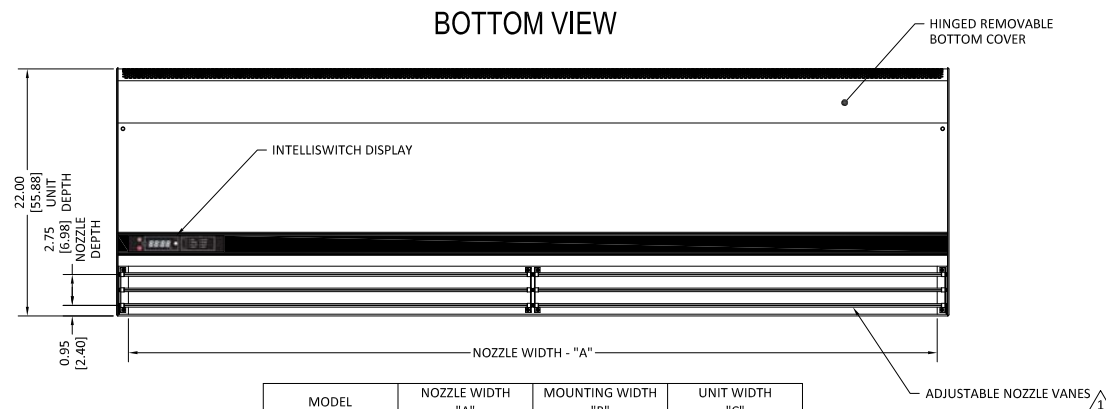
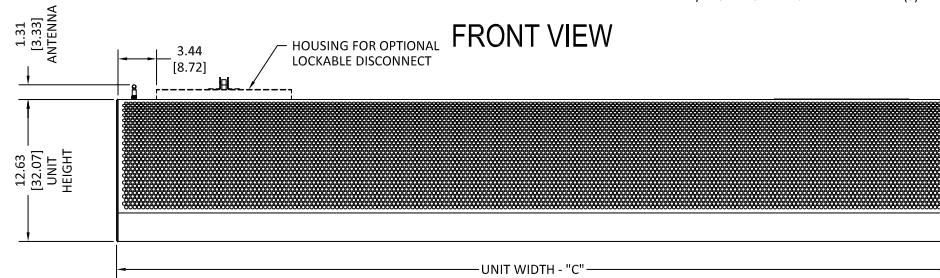
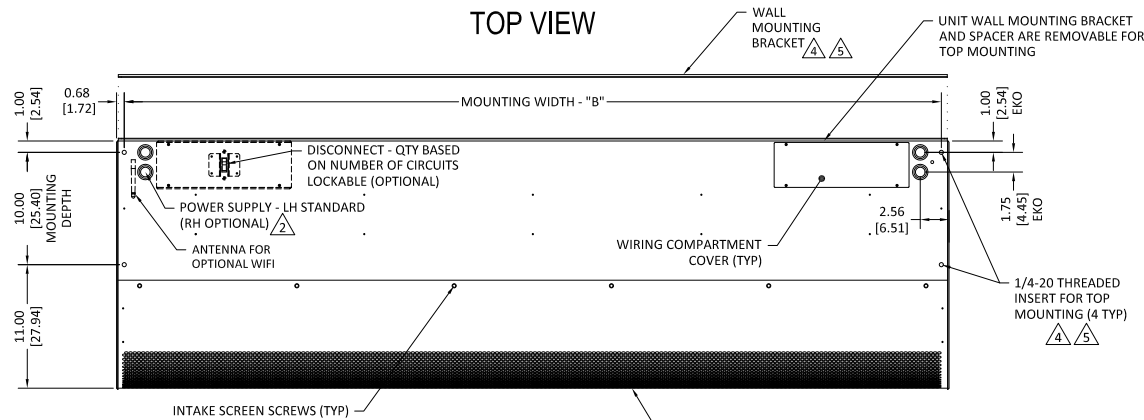
Berner reserves the right to alter specifications without prior notice.

www.berner.com **Berner International** 800.245.4455
111 Progress Ave. / New Castle / PA / 16101 / USA

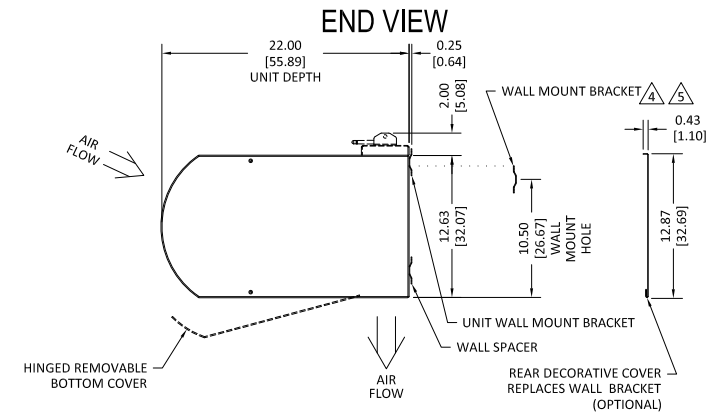
EP-290E-AC
June, 2023

©Copyright, 2023 Berner International

A10-E AMBIENT (UNHEATED) SYSTEM: 120 - 277V



MODEL	NOZZLE WIDTH "A"	MOUNTING WIDTH "B"	UNIT WIDTH "C"
A10-E-1036A	36.00 [91.44]	36.75 [93.35]	38.13 [96.84]
A10-E-1042A	42.00 [106.68]	42.75 [108.59]	44.13 [112.08]
A10-E-1048A	48.00 [121.92]	48.75 [123.83]	50.13 [127.32]
A10-E-1060A	59.00 [149.86]	59.75 [151.77]	61.13 [155.26]
A10-E-2072A	72.00 [182.88]	72.75 [184.79]	74.13 [188.28]
A10-E-2084A	84.00 [213.36]	84.75 [215.27]	86.13 [218.76]
A10-E-2096A	96.00 [243.84]	96.75 [245.75]	98.13 [249.24]
A10-E-2108A	108.00 [274.32]	108.75 [276.23]	110.13 [279.72]
A10-E-2120A	118.00 [299.72]	118.75 [301.63]	120.13 [305.12]
A10-E-3132A	132.00 [335.28]	132.75 [337.19]	134.13 [340.68]
A10-E-3144A	144.00 [365.76]	144.75 [367.67]	146.13 [371.16]



NOTES:

- AIR CURTAIN MUST BE INSTALLED SO AIR STREAM IS NOT OBSTRUCTED WHEN DEFLECTED 20° TO EITHER SIDE OF C.
- ELECTRICAL CONNECTIONS TO BE FLEXIBLE.
- FIELD VERIFY DIMENSIONS.
- ANCHORS TO SUPPORTING STRUCTURE BY OTHERS.
- ADEQUACY OF SUPPORTING STRUCTURE IS TO BE VERIFIED BY A PROFESSIONAL STRUCTURAL ENGINEER.
- THE LAST CHARACTER IN THE MODEL NUMBER - "A" DESIGNATES AMBIENT (UNHEATED) UNIT.
- DIMENSIONS IN INCHES [CENTIMETERS].

SHEET 1 OF 1

PROJECT		REV	-
LOCATION			
ARCHITECT			
ENGINEER			
DWG. NO.	A10-E-AMB-120	TITLE:	BERNER
DATE	24FEB2023		MODEL A10-E AIR CURTAIN 120 - 277V AMBIENT (UNHEATED) SYSTEM
BY	D. Johnson		
REPLACES	-		
BY	-		BERNER INTERNATIONAL CORP. NEW CASTLE, PA.