

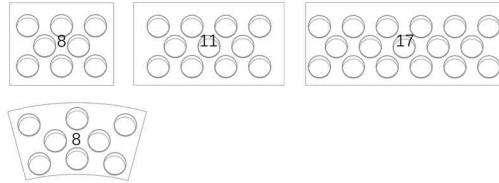
STANDARD FEATURES

- Chrome finishing
- Semi-hermetic compressor
- Pistons assisted front glass opening system
- LED lighting
- Cases ship standard unfinished

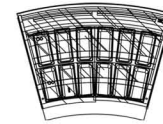
OPTIONS

- Flat or round front/side panels
- Remote condensing unit
- Stainless steel or acrylic pans
- Round tubs
- RAL color/laminate front and side panels
- Popsicle display tray (stainless steel & plastic. Plastic available in color options (see images below)
- Casters

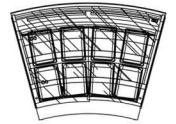
Round Tubs Layouts (optional):



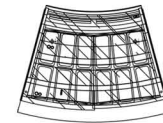
30° Open (5 Liter)



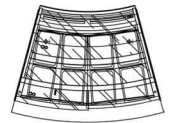
30° Open (8.5 Liter)



30° Closed (5 Liter)



30° Closed (8.5 Liter)



CORA GELATO							
TECHNICAL FEATURES		MODELS					
		CORA G1110	CORA G1610	CORA G2106	CORA G2106 DUAL TEMP	CORA GA30	CORA GC30
External Dimensions (L-D-H)	Inches	*43 11/16 - 45 1/8" - 52 3/4"	*63 3/8" - 45 1/8" - 52 3/4"	*82 15/16" - 45 1/8" - 52 3/4"	*82 15/16" - 45 1/8" - 52 3/4"	*63 1/4" - 45 1/8" - 52 3/4"	*38 5/8" - 45 1/8" - 52 3/4"
	MM	*1110 - 1146 - 1339	*1610 - 1146 - 1339	*2106 - 1146 - 1339	*2106 - 1146 - 1339	*1607 - 1146 - 1339	*981 - 1146 - 1339
Crated Dimensions (L-D-H)	Inches	50 1/8" - 53 1/8" - 63"	70 7/8" - 53 1/8" - 63"	89 1/2" - 53 1/8" - 63"	89 1/2" - 53 1/8" - 63"	70" - 53 1/8" - 63"	45" - 53 1/8" - 63"
	MM	1273 - 1350 - 1600	1800 - 1350 - 1600	2273 - 1350 - 1600	2273 - 1350 - 1600	1778 - 1350 - 1600	1143 - 1350 - 1600
5 Liter Pan Capacity** 14 3/16" x 6 1/2" x 4 3/4" (360mm x 165mm x 120mm)	Pan Configuration						
8 Liter Pan Capacity** 14 3/16" x 9 13/16" x 4 3/4" (360mm x 250mm x 120mm)	Pan Configuration						
Refrigeration	Type	Fan Ventilated	Fan Ventilated	Fan Ventilated	Fan Ventilated	Fan Ventilated	Fan Ventilated
Refrigeration Display Area	Type	Deck	Deck	Deck	Deck	Deck	Deck
Operating Temperature	°C / °F	-18°C / -0.4°F	-18°C / -0.4°F	-18°C / -0.4°F	(2) -18°C / -0.4°F	-18°C / -0.4°F	-18°C / -0.4°F
Compressor	Nr./Type	1 / Semi-Hermetic	1 / Semi-Hermetic	1 / Semi-Hermetic	2 / Semi-Hermetic	1 / Semi-Hermetic	1 / Semi-Hermetic
BTU'S @ -25°F Evap Temperature	BTU'S	2450 BTU'S 400/3/50 (EU)	3580 BTU'S 400/3/50 (EU)	4550 BTU'S 400/3/50 (EU)	11,840 BTU'S 400/3/50 (EU)	3610 BTU'S 400/3/50 (EU)	3610 BTU'S 400/3/50 (EU)
Electric Supply	(V/Ph/Hz)	208-220/3/60Hz (USA)	208-220/3/60Hz (USA)	208-220/3/60Hz (USA)	208-220/3/60Hz (USA)	208-220/3/60Hz (USA)	208-220/3/60Hz (USA)
Power Consumption	(W/A)	1950W / 5.2A	3030W / 8.4A	3620W / 9.4A	3700W / 9.5A	2820W / 7.2A	2780W / 6.9A
Defrost	Mode/Type	Reverse Cycle	Reverse Cycle	Reverse Cycle	Reverse Cycle	Reverse Cycle	Reverse Cycle
Climatic Class	N°°C/F°/H.R.	4+/35/95/70%	4+/35/95/70%	4+/35/95/70%	4+/35/95/70%	4+/35/95/70%	4+/35/95/70%
Refrigerant Gas	Type	R452A	R452A	R452A	R452A	R452A	R452A
Net Weights	Kg/Lb	254Kgs / 560Lbs	323Kgs / 712Lbs	360Kgs / 793Lbs	410Kgs / 903Lbs	295Kgs / 650Lbs	295Kgs / 650Lbs
Crated Weights	Kg/Lb	364Kgs / 802Lbs	473Kgs / 1042Lbs	560Kgs / 1234Lbs	610Kgs / 1344Lbs	455Kgs / 1444Lbs	455Kgs / 1444Lbs

* DIMENSIONS ARE WITHOUT SIDE PANELS ** PANS NOT INCLUDED



361-367 Beach Road, Burlingame, CA 94010
 Tel: 855.885.2400 | 650.342.2400 | Fax: 650.342.7400
 sales@oscartek.com | www.oscartek.com

