



Project _____
AIA # _____ SIS # _____
Item # _____ Quantity _____ C.S.I. Section 114000

A-Series

W-Width Reach-In Refrig/Frzr Model
32" Deep, Self-Contained



Intertek



This unit is listed to the applicable UL, CSA and NSF Standards by an approved NRTL. Consult the factory or unit's data plate for approval information.

AVAILABLE CONFIGURATIONS

A-Series Models

ADT332WUT-HHS
ADT332WUT-FHS

Door(s)

Half Height Solid
Full Height Solid

- GUARANTEED FOR LIFE CAM-LIFT HINGES
- GUARANTEED FOR LIFE HORIZONTAL WORK FLOW DOOR HANDLES (SOLID DOORS ONLY)

STANDARD PRODUCT FEATURES

- Freezer in the Right Section, Refrigerator in the Left & Center Section
- Traulsen's Smart Control with LED Display
- Stainless Steel Exterior/Anodized Aluminum Interior
- Balanced, Self-Contained Refrigeration System
- Rear Biased Return Air Duct
- Full or Half-Height Stainless Steel Doors with Locks
- Self-Closing Door with Stay Open Feature at 120 Degrees
- Standard Door Hinging: 332W = Left/Right/Right (other hings available)
- Automatically Activated LED Lights
- Stainless Steel Breaker Caps
- Three Adjustable, Coated Wire Shelves Per Section, Supported on Shelf Pins (factory installed)
- Automatic Non-Electric Condensate Evaporator
- Magnetic Snap-In EZ-Clean Door Gaskets
- Gasket-Protecting Raised Door Liners
- Thermostatic Expansion Valve Metering Device
- Stainless Steel One-Piece Louver Assembly
- 9' Cord & Plug Attached
- Set of (4) 6" High Adjustable Stainless Steel Legs

ACCESSORIES & OPTIONS

- Stainless Steel Finished Back with Rear Louvers
- Rehinging Feature for Doors
- #1 Type Trayslides to Accommodate either (1) 18" x 26" or (2) 14" x 18" Sheet Pans
- #4 Type Trayslides to Accommodate 18 to 19 Levels for 18" x 26" Pans
- Universal Type Trayslides to Accommodate Either (1) 18" x 26", (2) 14" x 18" Sheet Pans, or (2) 12" x 20" Steam Table Pans
- Additional Coated Wire or Optional Stainless Steel Shelves
- Stainless Steel Banking Strip
- EZ-Change Interiors (#1, universals, universal heavy-duty trayslides & shelves)
- EZ-Open Foot Pedals (full height doors only)
- Locking Hasps (padlock supplied by others)
- Export 220-240/50/1 Voltage (consult factory)
- 208-230/115/60/1 Voltage in Lieu of Standard 115/60/1 (consult factory)
- Kool Klad Exterior Laminate Decor (consult factory)
- Set of (4) 4 1/8" or 6" High Casters in Lieu of Legs
- 6" Stainless Steel Flanged Legs
- Other Support Options: 4 1/2" High Base or 6" High Kickplate (for use with standard legs)
- Relocate Freezer Compartment
- Clear Glass Doors in Place of Refrigerator Section Solid Doors
- Heat Shield
- Contact Factory for Prison/Correctional Facility Options

Approved by _____ Date _____ Approved by _____ Date _____

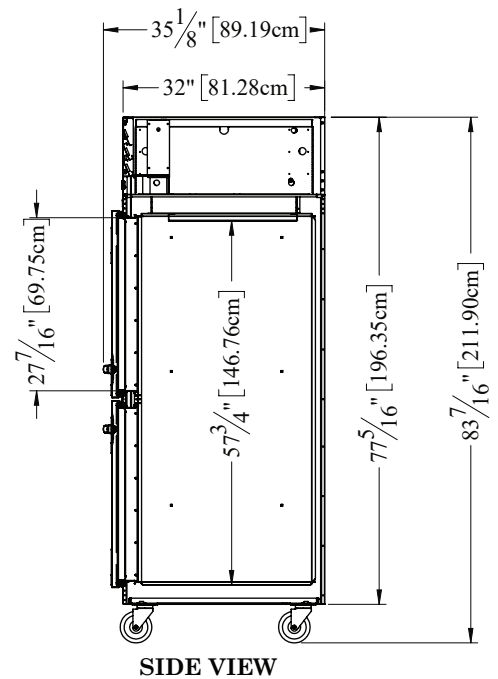
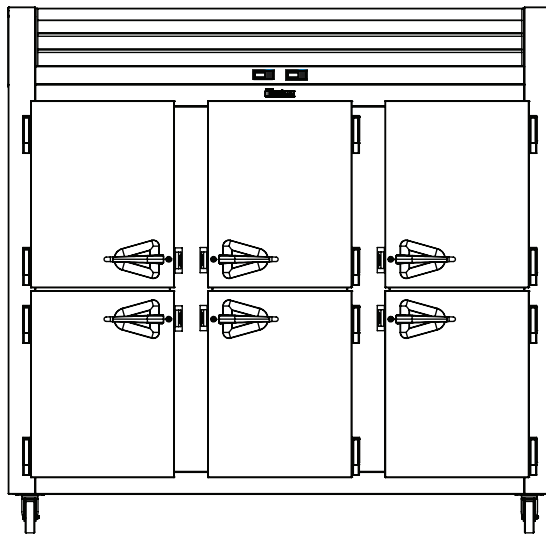
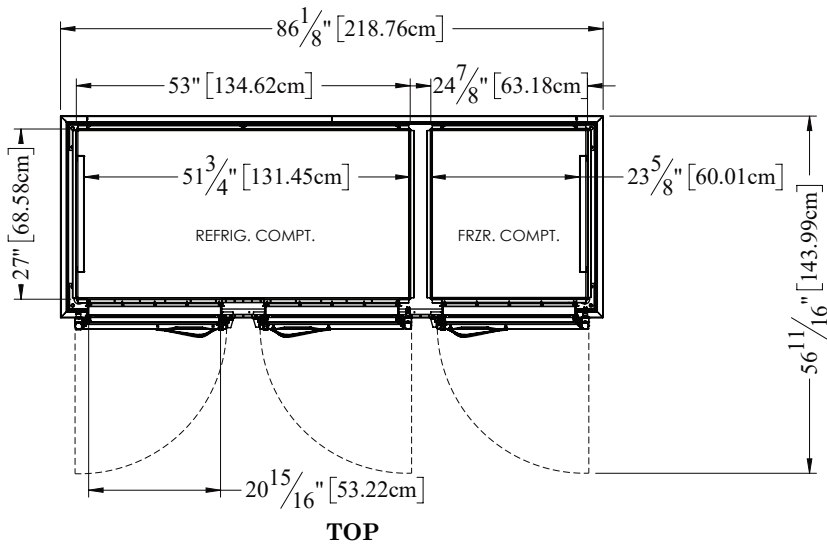


A-Series

W-Width Reach-In Refrig/Frzr Model
32" Deep, Self-Contained

MODEL

ADT332WUT-HHS



CAD and/or Revit Files Available

<https://traulsen.klclcad.com/>

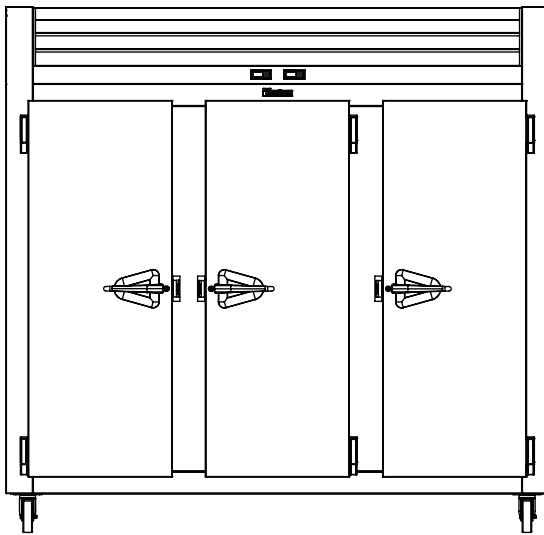
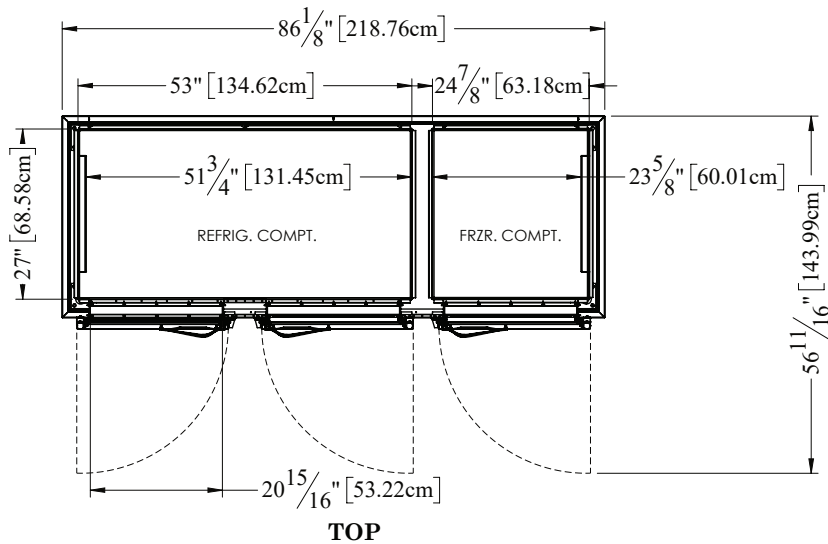


A-Series

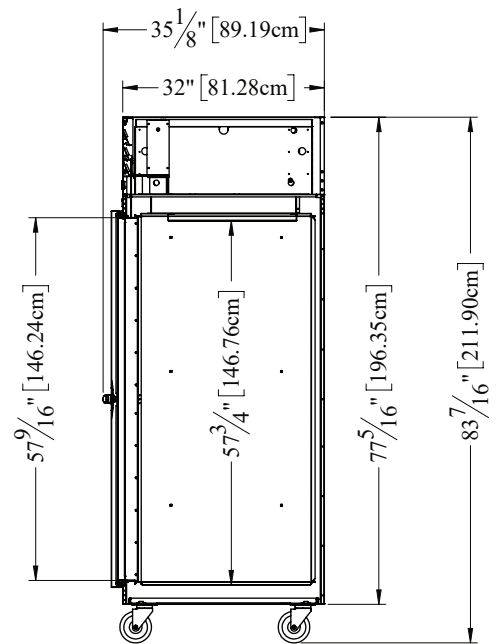
W-Width Reach-In Refrig/Frzr Model
32" Deep, Self-Contained

MODEL

ADT332WUT-FHS



ELEVATION



> CAD and/or Revit Files Available

<https://traulsen.kclcad.com/>



A-Series

W-Width Reach-In Refrig/Frzr Model
32" Deep, Self-Contained

MODEL

ADT332WUT-HHS
ADT332WUT-FHS

EQUIPMENT SPECIFICATIONS

MODELS	ADT332WUT
DIMENSIONAL DATA	
Net capacity cu. ft.	75.38 (2134.52 cu l)
Net capacity refriger. cu. ft.	50.52 (1430.6 cu l)
Net capacity freezer cu. ft.	24.86 (704 cu l)
Length - overall in.	86 1/8" (218.8 cm)
Depth - overall in.	35 1/8" (89.2 cm)
Depth - over body in.	32" (81.3 cm)
Depth - door open 90° in.	56 11/16" (144 cm)
Clear door width in.	20 15/16" (53.2 cm)
Clear half-door height in.	27 7/16" (69.8 cm)
Clear full-door height in.	57 9/16" (146.3 cm)
Height - overall on 6" legs ²	83 7/16" (211.9 cm)
No. Standard Shelves	9
Shelf area total sq. ft. ³	42.07 (3.91 sq. m)
Shelf area refriger. sq. ft. ³	28.61 (2.7 sq. m)
Shelf area freezer sq. ft. ³	13.46 (1.25 sq. m)
ELECTRICAL DATA	
Voltage Plug	115/60/1 Hard Wired
Feed wires with Ground	3
Full Load Amperes MDEC ⁵	25.3 10.2 kWh/Day
REFRIGERATION DATA⁴	
Refrigerant - Refrigerator	R-450A
Refrigerant Charge Amount oz.	24 (680.4 g)
Refrigerant - Freezer	R-448A
Refrigerant Charge Amount oz.	14 (396.9 g)
BTU/HR H.P. ¹ - Refrigerator	4200 1/2 HP
BTU/HR H.P. ¹ - Freezer	2160 1/2 HP
SHIPPING DATA	
Length - Crated in.	91" (231.14 cm)
Width - Crated in.	42" (106.7 cm)
Height - Crated in.	85" (215.9 cm)
Volume - Crated cu. ft.	188 (5323.6 cu l)
Weight - Crated lbs.	1010 (458.1 kg)

CONSTRUCTION, HARDWARE, INSULATION

Cabinet exterior front, one piece sides, louver assembly & doors are constructed of heavy gauge stainless steel with #4 finish. Cabinet interior & door liners are also constructed of heavy gauge anodized aluminum. The exterior cabinet top, back & bottom are constructed of heavy gauge galvanized steel. A set of four (4) adjustable 6" high stainless steel legs are included.

Doors are equipped with a gasket-protecting metal door pan, removable plug cylinder locks & guaranteed for life cam-lift, gravity action, self-closing metal, glide hinges with stay open feature at 120 degrees. Hinges include a concealed switch to automatically activate the interior LED lighting. Guaranteed for life, work flow door handle is mounted horizontally over recess in door which limits protrusion from door face into aiseways. Doors have seamless, polished metal corners.

Gasket profile & EZ-Clean material simplify cleaning & increase overall gasket life. Anti-condensate heaters are located behind the door opening. Both the cabinet & door is insulated with an average of 2" thick high density, non-CFC, foamed in place polyurethane.

SELF-CONTAINED REFRIGERATION SYSTEM

A top mounted, self-contained, balanced refrigeration system using environmentally friendly, non-flammable R-450A & R-448A refrigerants is conveniently located behind the one piece louver assembly. It features an easy to clean front facing condenser, thermostatic expansion valve, air-cooled hermetic compressor, large, high humidity evaporator coil located outside the food zone & a top mounted non-electric condensate evaporator. Rear biased return air duct protects against introduction of warm kitchen air, promoting even temperature maintenance & efficient operation. Standard operating temperature are 34-38°F for the refrigerator compartment & -5 to 0°F for the freezer compartment (capable of -10°F in up to 100°F ambient).

CONTROL

Traulsen's Smart Control features advanced control algorithms & sophisticated diagnostic capabilities to optimize performance. Utilizing Smart Sensors, it adapts the operation of the refrigeration system to a variety of environments & usage patterns. The Smart Control also offers a complete set of visual alarms designed to alert the user to critical events such as power outages or a prolonged door opening. In the event of an alarm, a dedicated Alarm LED will illuminate, informing the user of the critical event and duration.

INTERIOR

Standard interior arrangements include three (3) coated wire shelves per section, mounted on shelf pins. Shelves are full-width & do not have any large gaps between them requiring the use of "bridge" or "junior" shelves. Recommended load limit per shelf should not exceed 225 lbs. Optional trayslides may be purchased in combination with, or lieu of these. Interior arrangements are installed at the factory & EZ-Change interior slides (only) are field installed.

WARRANTY

Both a six year parts and labor warranty and a seven year compressor warranty (self-contained models only) are provided standard.

NOTES: Figures in parentheses reflect metric equivalents.

- Based on a 90°F ambient and 20°F evaporator for the refrigerated section & a 90°F ambient & -20°F evaporator for the freezer section.
- 12" Top clearance preferred for optimum performance & service access.
- Area of standard shelf compliment only, does not include storage area of additional shelves or available on cabinet bottom.
- Note that single section models employ one evaporator coil & two compressors, data listed reflects total refrigerator/freezer system.
- MDEC = Maximum Daily Energy Consumption

CONTINUED PRODUCT DEVELOPMENT MAY NECESSITATE SPECIFICATION CHANGES WITHOUT NOTICE.