



PROJECT

ITEM NO:

QUANTITY:

# Stainless Steel Work Tables

## Stainless Steel Leg & Undershef Series



NSF STD.2  
Certified

### FEATURES & CONSTRUCTION:

- Top is fabricated with 1-1/2" rounded edges on both working sides and flat edge on both ends.
- Table top edges formed with hemmed edges to provide extra rigidity and safe to touch finish.
- Reinforced table top with two stainless steel sound deadening hat channels. Note: Three sound deadening hat channels on 30" & 36" deep tables.
- Adjustable undershef secured to legs with aluminum die cast clamps allowing undershef to be approximately 2" wider and 2" deeper than leg tube welded to undershef style.
- All exposed welded areas smooth polished to brush finish sanitary #4.
- Welded stainless steel leg sockets with two point leg fastening.
- All tables shipped K.D., but easily assembled.



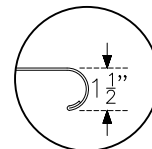
\* 84" tables and longer come with 6 legs

### MATERIAL:

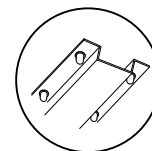
Top: 18 Gauge Stainless Steel - 400 series

Shelf: 18 Gauge Stainless Steel - 400 series


Leg: 1-5/8" Stainless Steel Tubing with 1" Adjustable  
Stainless Steel Bullet Feet



Rolled Rim Edge  
Front And Rear  
Reinforced with  
Hemmed Edge



Two (three on 30" & 36" deep) Hat Channel Reinforced Top. Attached to Underside of Top via Studs Welded to Underside of Top, Adhesive and Stainless Steel Acorn Nuts.



Aluminum Die Cast Clamp For Adjustable Undershef



Stainless Steel Bullet Feet  
1" Adjustable

### Stainless Steel Leg & Undershef Series

W	14"	18"	24"	30"	36"
L	MODEL NO.				
24"	SMT-1424S	SMT-1824S	SMT-2424S	SMT-3024S	
30"	SMT-1430S	SMT-1830S	SMT-2430S	SMT-3030S	
36"	SMT-1436S	SMT-1836S	SMT-2436S	SMT-3036S	SMT-3636S
48"	SMT-1448S	SMT-1848S	SMT-2448S	SMT-3048S	SMT-3648S
60"	SMT-1460S	SMT-1860S	SMT-2460S	SMT-3060S	SMT-3660S
72"	SMT-1472S	SMT-1872S	SMT-2472S	SMT-3072S	SMT-3672S
84"	SMT-1484S	SMT-1884S	SMT-2484S	SMT-3084S	SMT-3684S
96"	SMT-1496S	SMT-1896S	SMT-2496S	SMT-3096S	SMT-3696S
108"	SMT-14108S	SMT-18108S	SMT-24108S	SMT-30108S	SMT-36108S
120"	SMT-14120S	SMT-18120S	SMT-24120S	SMT-30120S	SMT-36120S



Rev. 01/21

SAPPHIRE MANUFACTURING  
Tel: 718-543-2111  
Fax: 718-543-2121

info@sapphiremanufacturing.com  
WWW.SAPPHIREMANUFACTURING.COM



PROJECT

ITEM NO:

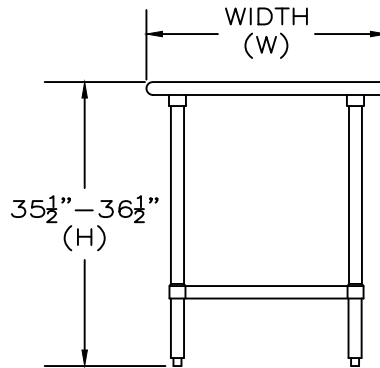
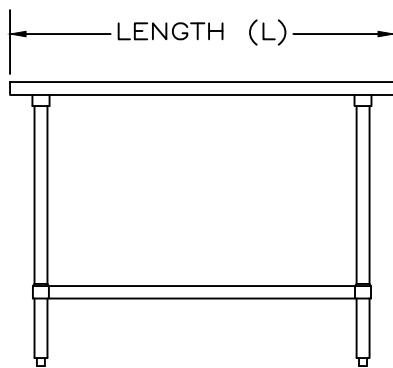
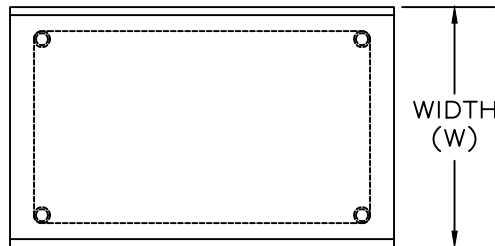
QUANTITY:

# Stainless Steel Work Tables

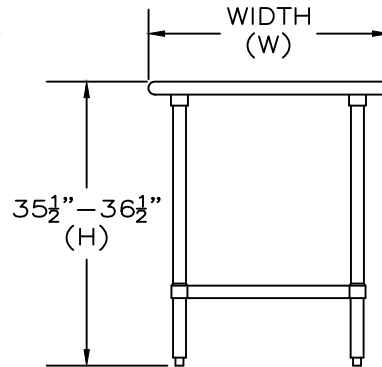
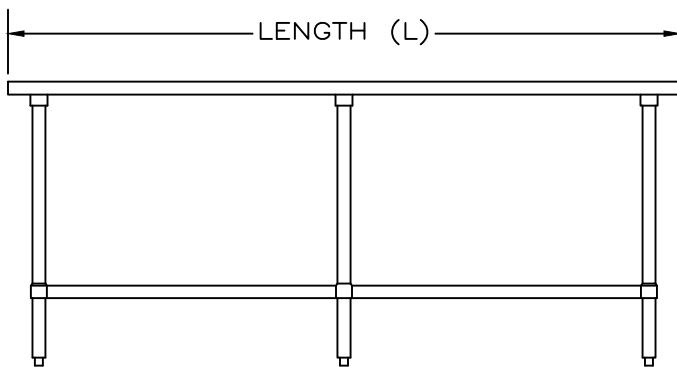
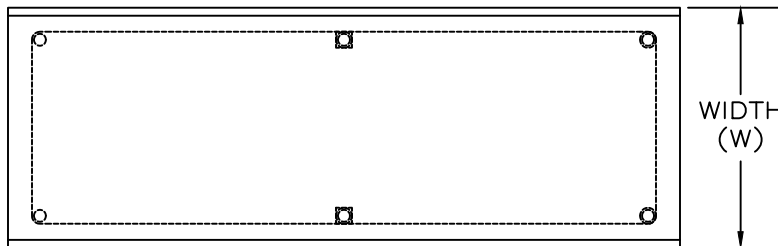
## Stainless Steel Leg & Undershelf Series



NSF STD.2  
Certified



$35\frac{1}{2}'' - 36\frac{1}{2}''$   
(H)



$35\frac{1}{2}'' - 36\frac{1}{2}''$   
(H)

Specifications subject to change without notice. All dimensions are typical (Tolerance 1/2").



Rev. 01/21

SAPPHIRE MANUFACTURING  
Tel: 718-543-2111  
Fax: 718-543-2121

info@sapphiremanufacturing.com  
WWW.SAPPHIREMANUFACTURING.COM