



BEVERAGE-AIR

Project: _____	AIA#
Item: _____	
Location: _____	SIS#
Approved: _____	

BAR EQUIPMENT- BACK BAR REFRIGERATOR

MODEL:
BB48HC-1-F-PT-B-27

BB48HC Solid Door Pass-Thru Food Rated With Stainless Steel Top
Hydrocarbon Series



5 Year Parts/Labor Warranty Available
7 Year Compressor Warranty

CABINET CONSTRUCTION

- Exterior features durable black painted steel
- Stainless steel interior
- 2" Stainless steel top
- Full electronic control
- Magnetic door gaskets provide positive door sealing
- Self-closing doors
- Stay-open feature & lock standard
- LED lighting
- Packaged products only
- Four (4) epoxy coated wire shelves
- Certified for open food product
- Balanced, forced air refrigeration system provides rapid chilling of product

OPTIONS & ACCESSORIES

- 3 Year parts/labor standard, additional 2 year warranty available
- Galvanized sub-top
- Wine model (40°-60° models)
- Wire shelf divider
- Additional shelves
- Additional shelf clips
- 3" or 6" Casters
- 6" Black legs
- Remote option* (see note on back on page)

REFRIGERATION SYSTEM

- Uses environmentally friendly, energy efficient R290 refrigerant, and meets all regulatory requirements for CARB, SNAP, DOE & more
- Adaptive defrost
- Epoxy coated evaporator coil
- Maintains product temperature between 36°F and 38°F

BB48HC BACK BAR REFRIGERATOR: FOOD RATED/PASS-THRU



Please verify qualifying units by visiting:
www.energystar.gov/cfs



3779 Champion Blvd., Winston-Salem, NC 27105
1-888-845-9800 Fax: 1-336-245-6453
Beverage-Air.com Sales@bevair.com



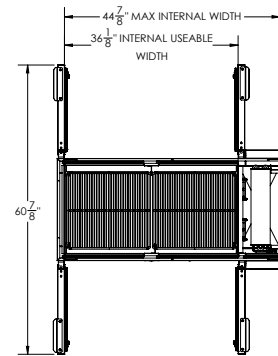
BEVERAGE-AIR

MODEL	BB48HC-1-F-PT-B-27
EXTERNAL DIMENSIONAL DATA	
Width Overall	48"
Depth Overall	27 ³ / ₈ "
Height Overall	36"
Number of Doors	4
Depth with Door Open 90°	60 ⁷ / ₈ "
Door Opening (in)	16 ¹ / ₂ " x 29 ¹ / ₄ "
INTERNAL DIMENSIONAL DATA	
NET Capacity (cubic ft.)	13.6
Internal Width Useable (in)	36 ¹ / ₈ "
Internal Depth Overall (in)	19 ³ / ₈ "
Internal Height Overall (in)	29 ¹ / ₂ "
Number of Shelves	4
Number of 1/2 Kegs	2
ELECTRICAL DATA	
Full Load Amperes	3.1
REFRIGERATION DATA	
Horsepower	1/3
Capacity (BTU/Hr)	1942
Heat Rejection (BTU/hr)	2913
Charge (lbs/grams)	0.1984/90
SHIPPING DATA	
Gross Weight - Crated	302 lbs
Height - Crated	43"
Width - Crated	51"
Depth - Crated	27"

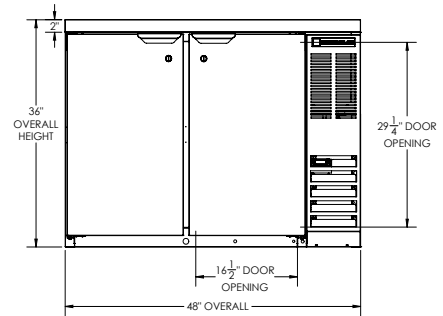
*NOTE: Remote units are field wired and come with 6" legs.
Refrigerant must be specified at time of order.

Bar Equipment-Back Bar Refrigerator Model: BB48HC-1-F-PT-B-27

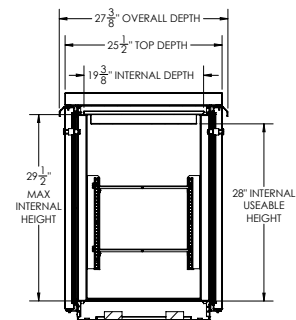
Model Views



PLAN VIEW



ELEVATION VIEW



SIDE VIEW



ELECTRICAL CONNECTION

115/60/1
NEMA 5-15P

Unit pre-wired at factory
and include 8' long cord
and plug set.