

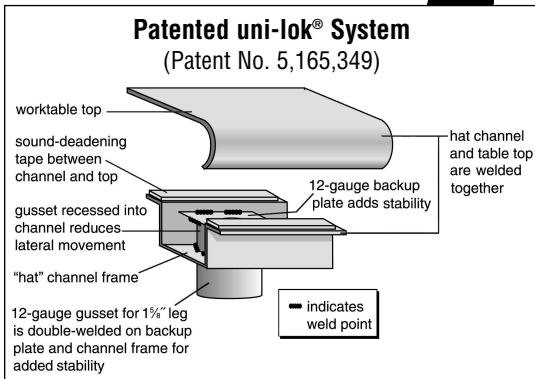
# Specification Sheet

## Short Form Specifications

Blendport worktables, Budget series, model \_\_\_\_\_.  
Top constructed of heavy gauge type 430 stainless steel with 1½" roll on front and rear, and sides turned down 90°. Open front with 1¼" O.D. stainless steel tubular crossbracing on sides and rear. Top reinforced with welded hat channels and sound deadened. Constructed with uni-lok® patented gusset system with the gussets recessed into the hat channels to reduce lateral movement. Legs 1½" O.D., stainless steel tubing with stainless steel gussets and 1" stainless steel adjustable bullet feet.



worktable with flat top and tubular base  
—shown with optional drawer



Item No.: \_\_\_\_\_  
Project No.: \_\_\_\_\_  
S.I.S. No.: \_\_\_\_\_

## Worktables with Flat Top and Stainless Steel Tubular Base —Budget Series

### MODELS:

- |                                      |                                      |                                      |
|--------------------------------------|--------------------------------------|--------------------------------------|
| <input type="checkbox"/> BPT-2424STB | <input type="checkbox"/> BPT-2484STB | <input type="checkbox"/> BPT-3060STB |
| <input type="checkbox"/> BPT-2430STB | <input type="checkbox"/> BPT-2496STB | <input type="checkbox"/> BPT-3072STB |
| <input type="checkbox"/> BPT-2436STB | <input type="checkbox"/> BPT-3024STB | <input type="checkbox"/> BPT-3084STB |
| <input type="checkbox"/> BPT-2448STB | <input type="checkbox"/> BPT-3030STB | <input type="checkbox"/> BPT-3096STB |
| <input type="checkbox"/> BPT-2460STB | <input type="checkbox"/> BPT-3036STB |                                      |
| <input type="checkbox"/> BPT-2472STB | <input type="checkbox"/> BPT-3048STB |                                      |

### Tabletop

- Patented uni-lok® gusset system (patent #5,165,349): gussets are recessed into hat channel, reducing lateral movement.
- Top reinforced with welded-on hat channel.
- Sound-deadened between top and channels.
- 1½" (38mm)-diameter 180° rolled edges on front and rear. Ends are turned down 90°, providing for flush installations when required.
- Heavy gauge type 430 polished stainless steel.

### Crossbracing—1¼" (38mm)-diameter

- Heavy gauge stainless steel.
- Aluminum castings join crossbraces, legs and rear brace.

### Legs—1½" (41mm)-diameter

- Tables 96" (2438mm) and longer come with six legs or more.
- Heavy gauge stainless steel.
- 1" (25mm) adjustable stainless steel feet\*.

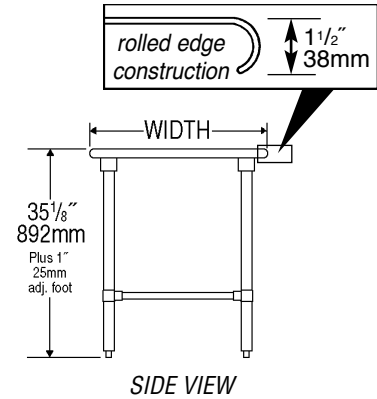
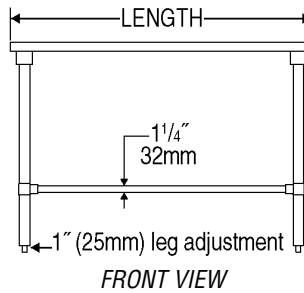
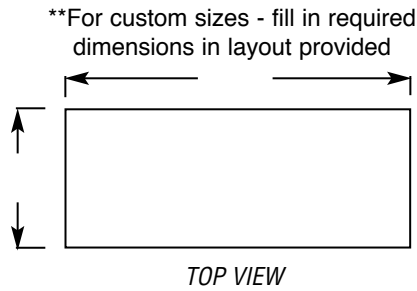
\* Optional casters available. Consult factory.





|              |       |
|--------------|-------|
| Item No.:    | _____ |
| Project No.: | _____ |
| S.I.S. No.:  | _____ |

## Worktables with Flat Top and Stainless Steel Tubular Base —Budget Series



| model #            | # of legs | width |     | length |      | weight |      |
|--------------------|-----------|-------|-----|--------|------|--------|------|
|                    |           | in.   | mm  | in.    | mm   | lbs.   | kg   |
| <i>BPT-2424STB</i> | 4         | 24"   | 610 | 24"    | 610  | 40     | 18.1 |
| <i>BPT-2430STB</i> | 4         | 24"   | 610 | 30"    | 762  | 45     | 20.4 |
| <i>BPT-2436STB</i> | 4         | 24"   | 610 | 36"    | 914  | 50     | 22.7 |
| <i>BPT-2448STB</i> | 4         | 24"   | 610 | 48"    | 1219 | 60     | 27.2 |
| <i>BPT-2460STB</i> | 4         | 24"   | 610 | 60"    | 1524 | 70     | 31.8 |
| <i>BPT-2472STB</i> | 4         | 24"   | 610 | 72"    | 1829 | 80     | 36.3 |
| <i>BPT-2484STB</i> | 4         | 24"   | 610 | 84"    | 2134 | 90     | 40.8 |
| <i>BPT-2496STB</i> | 6         | 24"   | 610 | 96"    | 2438 | 100    | 45.4 |
| <i>BPT-3024STB</i> | 4         | 30"   | 762 | 24"    | 610  | 45     | 20.4 |
| <i>BPT-3030STB</i> | 4         | 30"   | 762 | 30"    | 762  | 47     | 21.3 |
| <i>BPT-3036STB</i> | 4         | 30"   | 762 | 36"    | 914  | 53     | 24.0 |
| <i>BPT-3048STB</i> | 4         | 30"   | 762 | 48"    | 1219 | 65     | 29.5 |
| <i>BPT-3060STB</i> | 4         | 30"   | 762 | 60"    | 1524 | 77     | 34.9 |
| <i>BPT-3072STB</i> | 4         | 30"   | 762 | 72"    | 1829 | 89     | 40.4 |
| <i>BPT-3084STB</i> | 4         | 30"   | 762 | 84"    | 2134 | 101    | 45.8 |
| <i>BPT-3096STB</i> | 6         | 30"   | 762 | 96"    | 2438 | 113    | 51.3 |

### BlendPort®

An Eagle Group Company  
 100 Industrial Boulevard, Clayton, DE 19938-8903 USA  
 Phone: 800-441-8440 • Fax: 302-653-2065

Printed in U.S.A.  
 ©2020 by Eagle Group  
 Rev. 05/20

Although every attempt has been made to ensure the accuracy of the information provided, we cannot be held responsible for typographical or printing errors. Information and specifications are subject to change without notice. Please confirm at time of order.