



BEVERAGE-AIR®

Project: _____
Item: _____
Location: _____
Approved: _____

AIA#

SIS#

WORKTOP REFRIGERATOR

WTRD36AHC Flat Top Refrigerator With Drawers
Hydrocarbon Series

MODEL:
WTRD36AHC-2-FLT

WTRD36AHC WORKTOP DRAWER REFRIGERATOR



5 Year Parts/Labor Warranty Available

7 Year Compressor Warranty

CABINET CONSTRUCTION

- Stainless steel front, sides, drawers and grille (galvanized back & bottom)
- Interior liner is made of corrosion resistant aluminum
- Stainless steel worktop for added durability
- Flat top
- Full electronic control
- Interior thermometer is standard
- Snap-in drawer gaskets
- Upper and lower pull-out drawers accommodate 6" deep pans
- Stainless steel drawer frames supported on telescoping drawer slides
- Drawer slides include locking mechanism that prevents drawer from being inadvertently pulled off cabinet
- 6" Casters, (2) with brakes standard

OPTIONS & ACCESSORIES

- 3 Year parts/labor standard, additional 2 year warranty available
- Stainless steel back
- Stainless steel interior
- Cutting board
- 3" Casters or 6" legs
- Low profile casters
- Remote option* (see note on back on page)

REFRIGERATION SYSTEM

- Uses environmentally friendly, energy efficient R290 refrigerant, and meets all regulatory requirements for CARB, SNAP, DOE & more
- Adaptive defrost
- Epoxy coated evaporator coil
- Refrigerators capable of maintaining product temperature between 36°F and 38°F



Please verify qualifying units by visiting:
www.energystar.gov/cfs



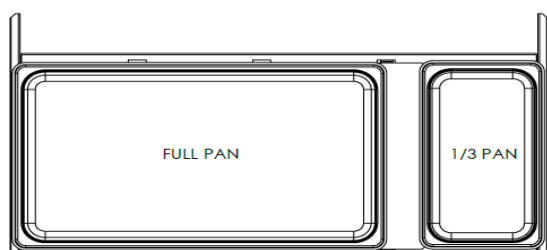
3779 Champion Blvd., Winston-Salem, NC 27105
1-888-845-9800 Fax: 1-336-245-6453
Beverage-Air.com Sales@bevair.com



BEVERAGE-AIR®

MODEL	WTRD36AHC-2-FLT
EXTERNAL DIMENSIONAL DATA	
Width Overall	36"
Depth Overall with Handle & Bumper	32"
Height Overall with 6" Casters	35 ⁵ / ₈ "
Number of Drawers	2
Depth with Drawer Extended	47 ¹ / ₂ "
Drawer Openings	(2) 31 ⁵ / ₈ " x 9 ³ / ₈ "
INTERNAL DIMENSIONAL DATA	
NET Capacity (cubic ft.)	8.5
Internal Width Overall (in)	32"
Internal Depth Overall (in)	15 ³ / ₈ "
Internal Height Overall (in)	23"
ELECTRICAL DATA	
Full Load Amperes	2.0
REFRIGERATION DATA	
Horsepower	1/6
Capacity (BTU/Hr)	994
Heat Rejection (BTU/Hr)	1491
Charge (lbs/grams/ounces)	0.2425 / 110 / 3.9
SHIPPING DATA	
Gross Weight - Crated	240 lbs
Height - Crated	43"
Width - Crated	39"
Depth - Crated	43"

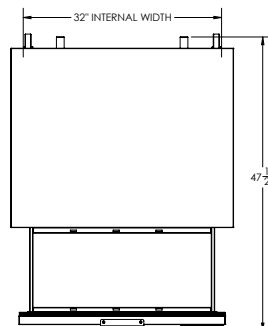
*NOTE: Remote units are field wired and come with 6" legs.
Refrigerant must be specified at time of order.



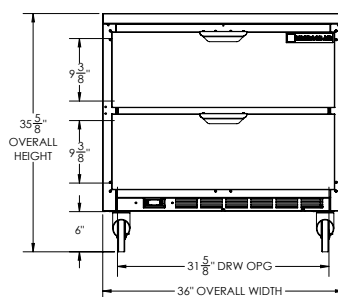
Worktop Refrigerator With Drawers Model: WTRD36AHC-2-FLT

Model Views

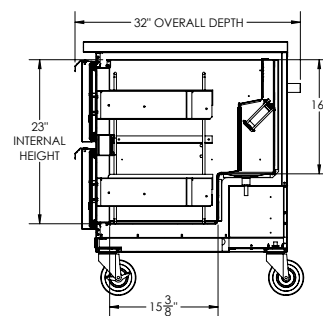
Required Clearance: 3" Bottom & 2" Rear



PLAN VIEW



ELEVATION VIEW



SIDE VIEW



ELECTRICAL CONNECTION



115/60/1
NEMA 5-15P

Unit pre-wired at factory
and include 8' long cord
and plug set.

3779 Champion Blvd., Winston-Salem, NC 27105 1-888-845-9800 Fax: 1-336-245-6453 Beverage-Air.com Sales@bevair.com

an Ali Group Company



The Spirit of Excellence