

























**CR-KIT-UCM Itemized Content**

QTY	Description	Part #	Usage
5	 5' trunkline, 2 product, 2 red recirc	CR-4L38	to connect the Draft tower to CR-UC# chiller
8	 JG 90 3/8" smooth to 3/8"	PP221212W	for trunkline outlet of unit, water inlet and water filter.
1	 JG U shape union 3/8" to 3/8"	PIUB12S	to complete water re-circ circuit from conduit.
2	 JG 3/8" to 3/8": union	PP0412W	Extra 3/8" push-in fitting union for adding water line
1	 3/8 Tube x 9/26-24 Female Adapter	PSEI6012U9	quick connect fitting adaptor to an anglestop
2	 1/2" Tube to 3/4" NPT	PSEI012026	adaptor reducers for filter system inlet and outlet
2	 5/8" Stem to 3/8" tube adaptor	PP062012W	adaptor reducers for filter system inlet and outlet
4	 JD Splice 3/8" Barb to 3/8" Smooth	PI251212S	Extra barb adaptors for connecting filter to inlet line
12	 3/8" Locking Clip	PIC1812R	For the collet of JG fittings
1	 Splice Barb 1/4" to 1/4"	19-0075	Use this fitting for adding additional CO2 line
1	 Splice Barb 3/8" to 3/8"	19-0209	Use this fitting for adding additional drain line
4	 10.5 Oetiker Clamps	10.5-706R	use with 19-0075 for 1/4" ID braded CO2 hose and barb
4	 12.3 Oetiker Clamps	12.3-706R	for 1/4" ID Blue braded hose and barb
4	 15.7 Oetiker Clamps	15.7-706R	for 3/8" Drian hose and barb
12	 12' Section of 3/8" OD tubing	PE-12-EI	Water inlet tubing, filter system to chiller
6	 6' section of 3/8" ID clear BIB hose		Additional drain line if needed
8	 8' sections of 1/4" ID braded hose		Additional CO2 hose, if needed. Do not use in JG fittings.
1	 Roles of Armaflex tape	Tape	Insulation tape for wrapping conduit lines and tower
1	 2' Sleeve of Armaflex	Armaflex	additional insulation wrap for tower and bulkhead areas
4	 15" Zip Ties		
6	 8" Zip Ties		

This Kit is designed to supply you with the fittings & parts you may need to complete the install of an CR-24FC Filter system to a Crysalli CR-UCM# chiller unit and a CBR-V2C dispensing tower with CR-4L38 trunkline.

This kit is supplied with 5' of CR-4L38 trunkline unless a sepcified different total length is ordered, which you get instead

Note: The Crysalli Draft tower comes with 3/8 to 1/4 John Guest Union fittings for product line hook up, they are not in this kit.

2		SIO30812S	Super Seal Union Elbow, 1/4 to 3/8 Tube.	Super Seal fitting for SS 1/4" product lines
2		PP221212W	Plug-in Elbow, 3/8 stem to 3/8 tube	Swivel adaptor for vertical tube conenction
1		BB101719	Faucet Wrench	for tightening faucets to shank

When installing a second CBR-V2C tower use the CBR2-FKM fitting kit (sold separately) which includes additional fittings for splicing in and hooking up a second tower.

Additional tools needed: Oetiker Crimper (part # 10258), sharp knife, tube cutter, wrenches, teflon tape and silicon. The CR-24FC filter system will require appropriate screws and anchors to mount to wall or cabinet.

Do not use the 1/4" Braded hose for connections to John Guest fittings. This additional hose is for CO2 only.

Always reference local plumbing codes to determine if a Back flow Preventer is required and to check the type/style of back flow preventer that is accepted as well as the plumbing location it needs to be placed in.

Crysalli does not include Back Flow Preventors in the install kits because of variability in requirements. Back Flow Devices should be sourced from local plumbing stores.

For questions or assistance with install contact Crysalli 510-732-0100 or your local Distributor.