



Project \_\_\_\_\_  
 AIA # \_\_\_\_\_ SIS # \_\_\_\_\_  
 Item # \_\_\_\_\_ Quantity \_\_\_\_\_ C.S.I. Section 114000

## A-Series

Roll-Thru Refrigerator Model for 66" High Racks  
 32" Deep, Self-Contained



### STANDARD PRODUCT FEATURES

- Traulsen's Smart Control with LED Display
- StayClear™ Condenser Coil
- Stainless Steel Exterior/Anodized Aluminum Interior
- Balanced, Self-Contained Refrigeration System Using R-450A
- Rear Biased Return Air Duct
- Full-Height Stainless Steel Doors with Locks
- Self-Closing Doors with Stay Open Feature at 120 Degrees
- Standard Door Hinging Front & Rear: 232LP = Left/Right (other hings available)
- Automatically Activated LED Lights
- Stainless Steel Breaker Caps
- Accommodates Roll-In Racks Up to 66" High (provided by others)
- Automatic Non-Electric Condensate Evaporator
- Magnetic Snap-In EZ-Clean Door Gaskets
- Thermostatic Expansion Valve Metering Device
- Stainless Steel One-Piece Louver Assembly
- Stainless Steel Interior Rack Guides & Threshold Ramps
- 9' Cord & Plug Attached

### ACCESSORIES & OPTIONS

- Coated Wire Shelf Package (includes 3 shelves per section)
- Additional Coated Wire Shelves for Above
- Stainless Steel Shelf Package (includes 3 shelves per section)
- Additional Stainless Steel Shelves for Above
- Locking Hasps (padlocks supplied by others)
- Export 220/50/1 Voltage
- Glass Doors in Place of One or More Stainless Steel Doors
- Kool Klad Exterior Laminate Decor
- Water Cooled Self-Contained Condenser Suitable for Connection to Glycol
- Heat Shield
- Transition Strip for Recessed Floor Installation
- Prison/Correctional Facility Options



This unit is listed to the applicable UL, CSA and NSF Standards by an approved NRTL. Consult the factory or unit's data plate for approval information.

### AVAILABLE CONFIGURATIONS

**A-Series Models**  
 ARI232LPUT-FHS

**Door(s)**  
 Full Height Solid

**\*Remote application available,  
 see form TR35837 for details.**

- **GUARANTEED FOR LIFE CAM-LIFT HINGES**
- **GUARANTEED FOR LIFE HORIZONTAL WORK FLOW DOOR HANDLES (SOLID DOORS ONLY)**

Approved by \_\_\_\_\_ Date \_\_\_\_\_ Approved by \_\_\_\_\_ Date \_\_\_\_\_

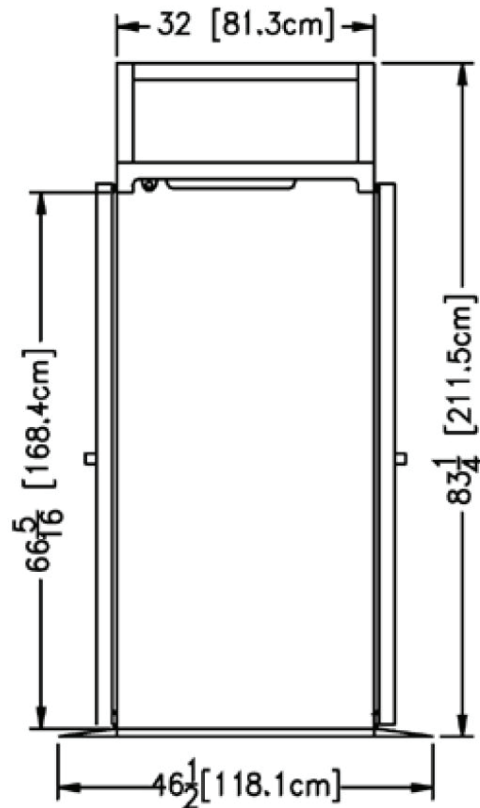
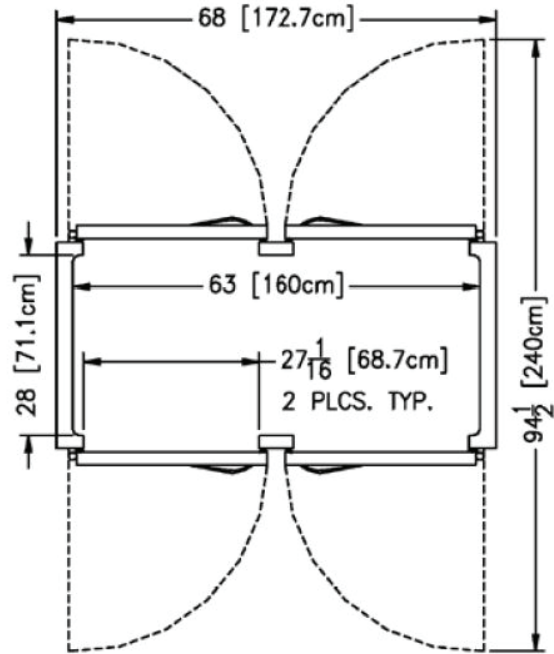
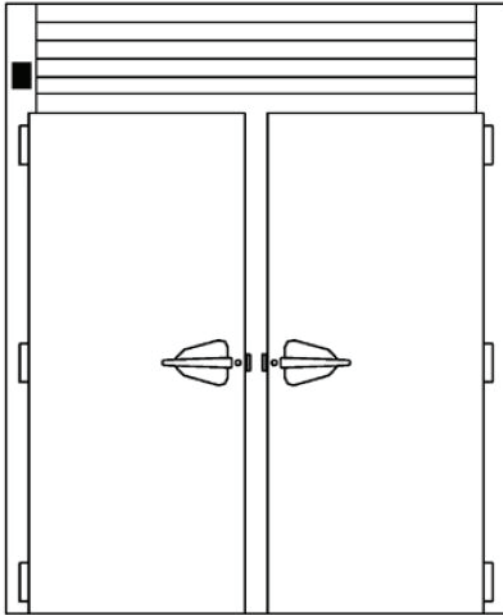


# A-Series

Roll-Thru Refrigerator Model for 66" High Racks  
32" Deep, Self-Contained

## MODEL

ARI232LPUT-FHS



CAD and/or Revit Files Available

<https://traulsen.klccad.com/>



### MODEL


ARI232LPUT-FHS

MODELS	ARI232LPUT-FHS
<b>DIMENSIONAL DATA</b>	
Net capacity cu. ft.	78.84 [2232.5 cu l]
Length - overall in.	68" [172.7 cm]
Depth - overall in.	46 1/2" [118.1 cm]
Depth - over body in.	32" [81.3 cm]
Depth - door open 90° in.	94 1/2" [240 cm]
Clear door width in.	27 1/16" [68.7 cm]
Clear door height in.	66 5/16" [168.4 cm]
Height - overall in. <sup>2</sup>	83 1/4" [211.5 cm]
Capacity - 66" High	2
<b>ELECTRICAL DATA</b>	
Voltage   Plug	115/60/1   NEMA 5-15P
Full Load Amperes   MDEC <sup>3</sup>	8.9   5.04 kWh/Day
<b>REFRIGERATION DATA</b>	
Refrigerant	R-450A
Refrigerant Charge Amount oz.	27 [765.4 g]
BTU/HR   H.P. <sup>1</sup>	4200   1/2 HP
<b>SHIPPING DATA</b>	
Length - Crated in.	72" [182.9 cm]
Width - Crated in.	42" [106.7 cm]
Height - Crated in.	94" [238.8 cm]
Volume - Crated cu. ft.	164.5 [4658.1 cu l]
Weight - Crated lbs.	873 [396 kg]

**NOTES:** Figures in parentheses reflect metric equivalents.

1. Based on a 90°F ambient and 20°F evaporator.
2. 12" Top clearance preferred for optimum performance & service access.
3. MDEC = Maximum Daily Energy Consumption

When ordering please specify: Voltage, Hinging, and Options.

Equipped with one NEMA 5-15P Plug 

### EQUIPMENT SPECIFICATIONS

#### CONSTRUCTION, HARDWARE, INSULATION

Cabinet exterior front, one piece sides, louver assembly & doors are constructed of heavy gauge stainless steel with #4 finish. Cabinet interior & door liners are constructed of anodized aluminum. The exterior cabinet top, back & bottom are constructed of heavy gauge galvanized steel. The interior floor is constructed of anodized aluminum & insulated with 3/4" of resilient cork. A readily attachable stainless steel ramp is provided to facilitate loading/unloading.

Doors are equipped with heavy-duty, extruded wiper gasket for sealing to bottom ramp, removable plug cylinder locks & guaranteed for life cam-lift, gravity action, self-closing metal, glide hinges with stay open feature at 120 degrees. Hinges include a concealed switch to automatically activate the interior LED lighting. Guaranteed for life, work flow door handles are mounted horizontally over recess in door which limits protrusion from door face into aiseways. Doors have seamless, polished metal corners.

Gasket profile & EZ-Clean material simplify cleaning & increase overall gasket life. Both the cabinet & door are insulated with an average of 2" thick high density, non-CFC, foamed in place polyurethane.

#### SELF-CONTAINED REFRIGERATION SYSTEM

A top mounted, self-contained, balanced refrigeration system using environmentally friendly, non-flammable R-450A refrigerant is conveniently located behind the one piece louver assembly. It features a finless StayClear™ condenser, thermostatic expansion valve, air-cooled hermetic compressor, large, high humidity evaporator coil located outside the food zone & top mounted non-electric condensate evaporator. Biased return air duct protects against introduction of warm kitchen air, promoting even temperature maintenance & efficient operation. A 9' cord & plug is provided. Standard operating temperature is 34 to 38°F.

#### CONTROL

Traulsen's Smart Control features advanced control algorithms & sophisticated diagnostic capabilities to optimize performance. Utilizing Smart Sensors, it adapts the operation of the refrigeration system to a variety of environments & usage patterns. The Smart Control also offers a complete set of visual alarms designed to alert the user to critical events such as power outages or a prolonged door opening. In the event of an alarm, a dedicated Alarm LED will illuminate, informing the user of the critical event and duration.

#### INTERIOR

Readily removable, interior-mounted, stainless steel guides for racks are provided for protection. Maximum rack size with wheels inboard of frame is 27" wide by 29" deep by 66" high. Racks are supplied by others.

#### WARRANTY

Both a six year parts and labor warranty and a seven year compressor warranty (self-contained models only) are provided standard.

CONTINUED PRODUCT DEVELOPMENT MAY NECESSITATE SPECIFICATION CHANGES WITHOUT NOTICE.