



PROJECT

ITEM NO:

QUANTITY:

# Stainless Steel Work Tables

## With Undershef And 5" Backsplash



NSF STD.2  
Certified

### FEATURES & CONSTRUCTION:

- Top is fabricated with 1-1/2" rounded front edge, flat edge on both ends and 45° slanted 5" backsplash.
- Table front edge formed with hemmed edge to provide extra rigidity and safe to touch finish.
- Reinforced table top with two sound deadening hat channels. Note: Three sound deadening hat channels on 30" deep tables.
- Adjustable undershef secured to legs with aluminum die cast clamps allowing undershef to be approximately 2" wider and 2" deeper than leg tube welded to undershef style.
- All exposed welded areas smooth polished to brush finish sanitary #4.
- Welded leg sockets with two point leg fastening.
- All tables shipped K.D., but easily assembled.



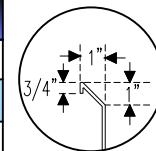
\* 84" tables and longer come with 6 legs

### Galvanized Steel Undershef Series

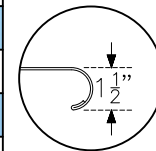
W	24"	30"
L	MODEL NO.	
24"	SMTB-2424G	
30"	SMTB-2430G	SMTB-3030G
36"	SMTB-2436G	SMTB-3036G
48"	SMTB-2448G	SMTB-3048G
60"	SMTB-2460G	SMTB-3060G
72"	SMTB-2472G	SMTB-3072G
84"	SMTB-2484G	SMTB-3084G
96"	SMTB-2496G	SMTB-3096G
108"	SMTB-24108G	SMTB-30108G
120"	SMTB-24120G	SMTB-30120G

### Stainless Steel Undershef Series

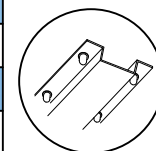
W	24"	30"
L	MODEL NO.	
24"	SMTB-2424S	
30"	SMTB-2430S	SMTB-3030S
36"	SMTB-2436S	SMTB-3036S
48"	SMTB-2448S	SMTB-3048S
60"	SMTB-2460S	SMTB-3060S
72"	SMTB-2472S	SMTB-3072S
84"	SMTB-2484S	SMTB-3084S
96"	SMTB-2496S	SMTB-3096S
108"	SMTB-24108S	SMTB-30108S
120"	SMTB-24120S	SMTB-30120S




45° Slanted  
5" Backsplash



Rolled Rim Front Edge  
Reinforced with  
Hemmed Edge



Two (three on 30" deep) Hat Channel  
Reinforced Top.  
Attached to Underside  
of Top via Studs  
Welded to Underside  
of Top, Adhesive and  
Stainless Steel Acorn  
Nuts.



Aluminum Die Cast  
Clamp For Adjustable  
Undershef



1" Adjustable  
Bullet Feet

### MATERIAL:

Top: 18 Ga. Stainless Steel - 400 series  
Hat Channel: Galvanized Steel  
Shelf: 18 Ga. Galvanized Steel - 400series  
Leg: 1-5/8" Galvanized Steel Tubing  
and Leg Socket with 1" Adjustable  
Plastic Bullet Feet

### MATERIAL:

Top: 18 Ga. Stainless Steel - 400 series  
Hat Channel: Stainless Steel  
Shelf: 18 Ga. Stainless Steel - 400 series  
Leg: 1-5/8" Stainless Steel Tubing and  
Leg Socket with 1" adjustable  
Stainless Steel Bullet Feet



Rev. 01/21

SAPPHIRE MANUFACTURING  
Tel: 718-543-2111  
Fax: 718-543-2121

info@sapphiremanufacturing.com  
WWW.SAPPHIREMANUFACTURING.COM



PROJECT

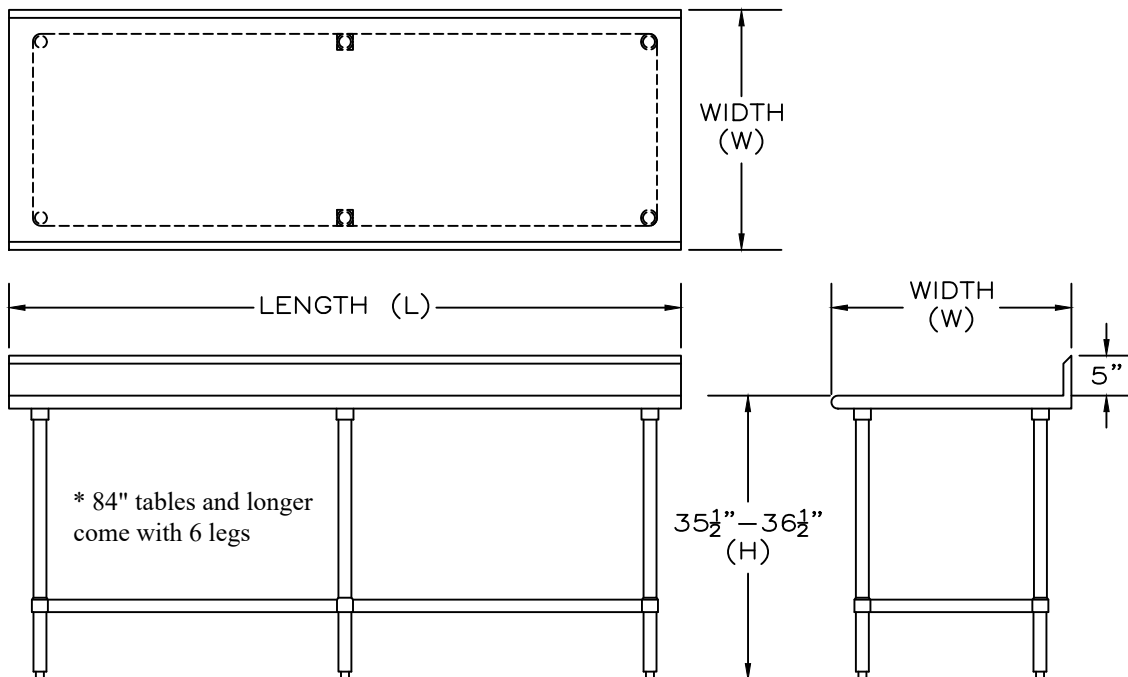
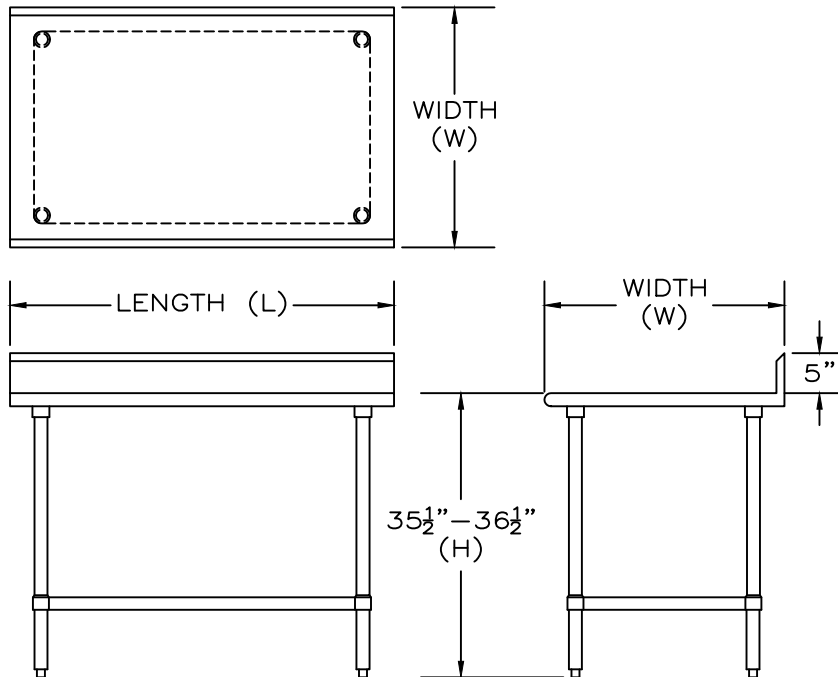
ITEM NO:

QUANTITY:

## Stainless Steel Work Tables With Undershelf And 5" Backsplash



NSF STD.2  
Certified



Specifications subject to change without notice.

All dimensions are typical (Tolerance 1/2").



Rev. 01/21

SAPPHIRE MANUFACTURING  
Tel: 718-543-2111  
Fax: 718-543-2121

info@sapphiremanufacturing.com  
WWW.SAPPHIREMANUFACTURING.COM