

DIAMOND

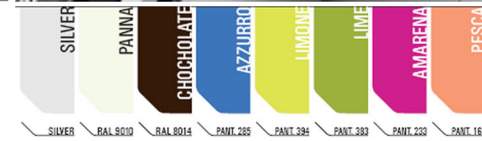
Gelato Showcase

STANDARD FEATURES

- Available heights 46"H, 54"H, and 59"H
- Chrome finishing
- LED lighting on shelf
- Electric control board
- Reverse cycle defrost
- Front glass with safely tilt down opening system
- Dixell control
- 10° incline deck
- Illuminated flavor panel
- Pyrolytic anti-fog front and side glass
- Cases ship standard unfinished

OPTIONS

- Remote condensing unit
- Stainless steel or acrylic pans
- Round tubs
- RAL color/laminate front and side panels
- Casters
- Popsicle display tray (stainless steel & plastic.
- Plastic available in color options (see images on the bottom)



DIAMOND GELATO							
TECHNICAL FEATURES		MODELS					
		DIAMOND 2 G1110	DIAMOND 2 G1610	DIAMOND 2 G2106	DIAMOND 2 G2106 Dual Temp	DIAMOND 2 GA30	DIAMOND 2 GC30
External Dimensions (L-D-H)	Inches	* 44" - 44 3/16" - 53 3/4"	* 63 11/16" - 44 3/16" - 53 3/4"	* 83 1/4" - 44 3/16" - 53 3/4"	* 83 1/4" - 44 3/16" - 53 3/4"	* 63" - 44 3/16" - 53 3/4"	* 39 1/2" - 44 3/16" - 53 3/4"
	Inches-MM	1118 - 1122 - 1366	1618 - 1122 - 1366	2114 - 1122 - 1366	2114 - 1122 - 1366	1601 - 1122 - 1366	1003 - 1122 - 1366
Crated Dimensions (L-D-H)	Inches	52" - 52" - 61"	70" - 52" - 61"	90" - 52" - 61"	90" - 52" - 61"	70" - 52" - 61"	46" - 52" - 61"
	Inches-MM	1320 - 1320 - 1549	1778 - 1320 - 1549	2286 - 1320 - 1549	2286 - 1320 - 1549	1778 - 1320 - 1549	1168 - 1320 - 1549
5 Liter Pan Capacity*	Pan Configuration						
8 Liter Pan Capacity*	Pan Configuration						
Refrigeration	Type	Fan Ventilated	Fan Ventilated	Fan Ventilated	Fan Ventilated	Fan Ventilated	Fan Ventilated
Refrigeration Display Area	Type	Deck	Deck	Deck	Deck	Deck	Deck
Operating Temperature	°C / °F	-18°C / -0.4°F	-18°C / -0.4°F	-18°C / -0.4°F	(2) -18°C / -0.4°F	-18°C / -0.4°F	-18°C / -0.4°F
Compressor	Nr./Type	1 / Semi-Hermetic	1 / Semi-Hermetic	1 / Semi-Hermetic	2 / Semi-Hermetic	1 / Semi-Hermetic	1 / Semi-Hermetic
BTU'S @ -25°F Evap Temperature (Remote)	BTU'S	2450 BTU'S	3580 BTU'S	4550 BTU'S	1520 BTU'S + 2520 BTU'S	3610 BTU'S	3610 BTU'S
Electric Supply	(V/Ph/Hz)	400/3/50 +N (UE) 208-220/3/60Hz (USA)	400/3/50 +N (UE) 208-220/3/60Hz (USA)	400/3/50 +N (UE) 208-220/3/60Hz (USA)	400/3/50 +N (UE) 208-220/3/60Hz (USA)	400/3/50 +N (UE) 208-220/1/60Hz (USA)	400/3/50 +N (UE) 208-220/1/60Hz (USA)
Power Consumption	(W/A)	1950W / 5.2A	3030W / 8.4A	3620W / 9.4A	3700W / 9.5A	2820W / 7.2A	2780W / 6.9A
Defrost	Mode/Type	Reverse Cycle	Reverse Cycle	Reverse Cycle	Reverse Cycle	Reverse Cycle	Reverse Cycle
Climatic Class	N°/°C/F°/H.R.	4+/35/95/70%	4+/35/95/70%	4+/35/95/70%	4+/35/95/70%	4+/35/95/70%	4+/35/95/70%
Refrigerant Gas	Type	R404A	R404A	R404A	R404A	R404A	R404A
Net Weights	Kg/Lb	255Kgs / 562Lbs	327Kgs / 720Lbs	410Kgs / 903Lbs	415Kgs / 914Lbs	295Kgs / 650Lbs	295Kgs / 650Lbs
Crated Weights	Kg/Lb	365Kgs / 804Lbs	477Kgs / 1051Lbs	610Kgs / 1344Lbs	615Kgs / 1355Lbs	455Kgs / 981Lbs	455Kgs / 981Lbs

* Dimensions are without side panels & with Diamond 2 technical features * Pans not Included

* Manufacturer reserves the right to change specifications without notice. Not responsible for error and omissions.



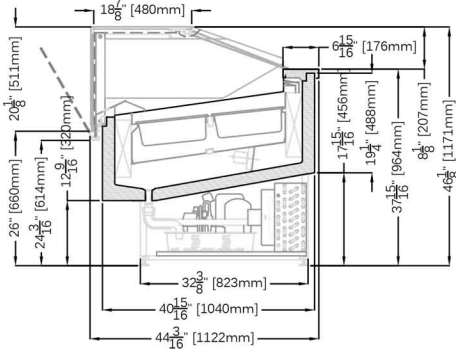
361-367 Beach Road, Burlingame, CA 94010
 Tel: 855.885.2400 | 650.342.2400 | Fax: 650.342.7400
 sales@oscartek.com | www.oscartek.com



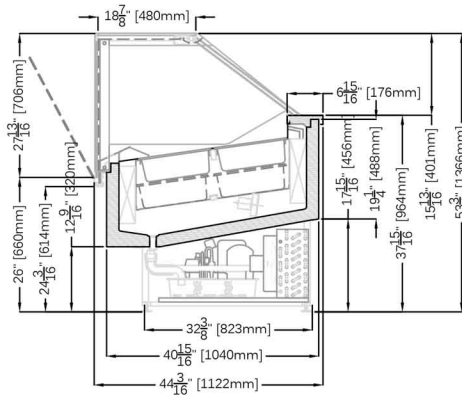
DIAMOND

Gelato Showcase

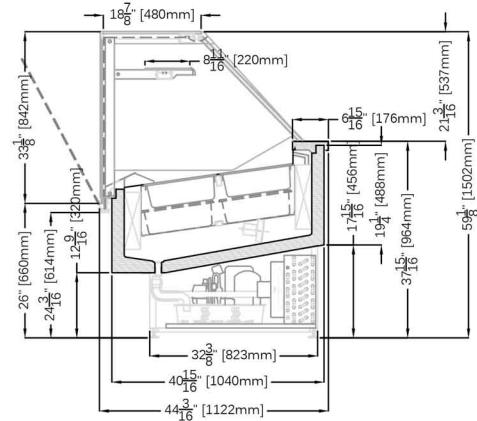
DIAMOND 1 - 46 1/8"H



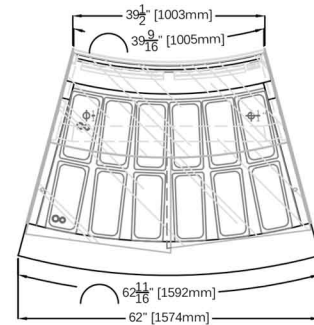
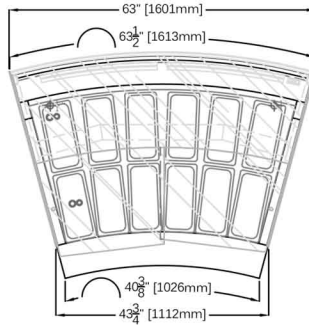
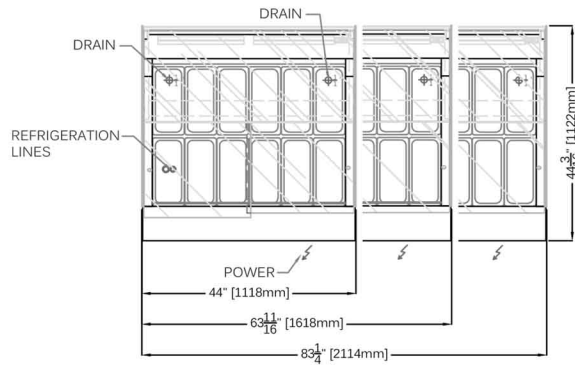
DIAMOND 2 - 53 3/4"H



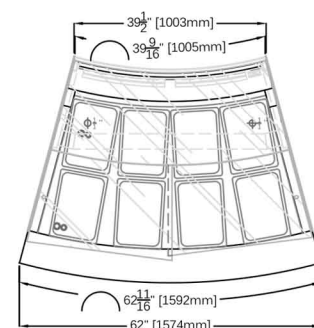
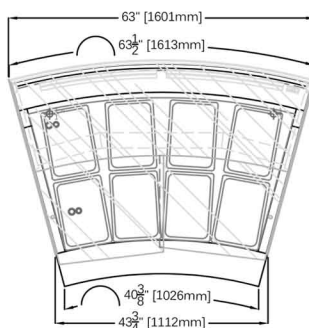
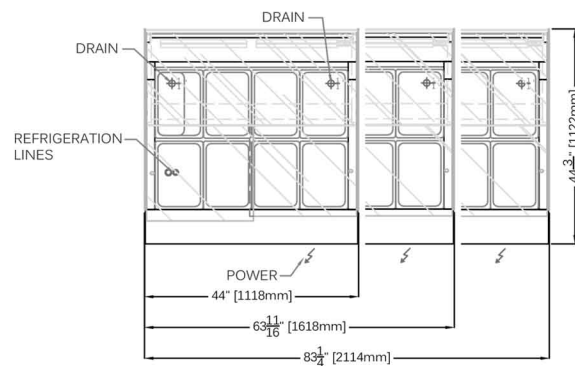
DIAMOND 3 - 59 1/8"H



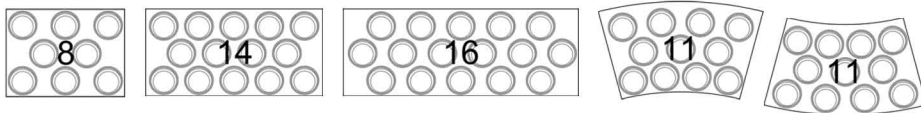
PLAN VIEW (5 LITER PANS):



PLAN VIEW (8 LITER PANS):

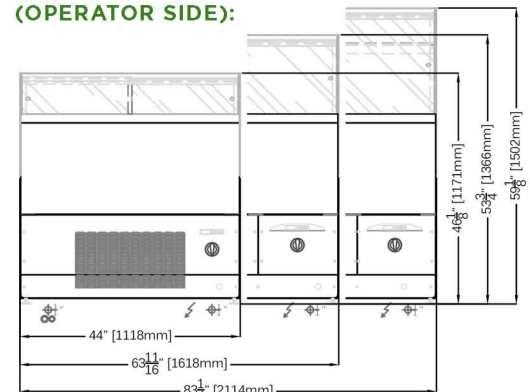


ROUND TUBS LAYOUTS (OPTIONAL):



ELECTRICAL LEGEND	
	REFRIGERATION LINES
	DRAIN
	POWER

REAR ELEVATIONS (OPERATOR SIDE):



* Manufacturer reserves the right to change specifications without notice. Not responsible for error and omissions.



361-367 Beach Road, Burlingame, CA 94010
 Tel: 855.885.2400 | 650.342.2400 | Fax: 650.342.7400
 sales@oscartek.com | www.oscartek.com

