




Project: _____ Item# _____

Robatayaki RM 115



FEATURES

WHAT IS A ROBATAYAKI?

Inspired by the centuries-old Japanese style of cooking Robatayaki, or often known as Robata, we have created the new Mibrasa® Robatayaki.

A multi-tier open charcoal grill equipped with accessories to perform a range of cooking techniques using grills, Teppanyaki hot plates or skewers. Robata grilling lends to an array of foods from meat, fish, seafood and vegetables, imparting light smoky aromas and flavors we seek in grill cooking.

Originating from the Japanese tea ceremony, which overtime found its way to the north Japanese fishermen utilizing this method to keep food hot while out at sea for long periods. The evolution of the Robatayaki has brought it into the modern kitchen, where chefs prepare the food and display their showmanship in front of diners allowing them to take part in the entire cooking experience.

QUALITY AND CONSTRUCTION

The Mibrasa® Robatayaki is manufactured with steels of the latest technology following the most rigorous quality controls.

TECHNICAL INFORMATION

Fire up time ¹	30 min-average
Cooking temperature	482 °F
	250 °C
Initial charcoal load ¹	15 lb
	7 kg
Charcoal load duration ²	5 h
Equivalent power*	2.7 hp
	2 kW
Exhaust rate	220 gal/s
	3000 m³/h
Installation height*	31.50 in
	800 mm
Max. no. grills/level	3
Net weight ³	361 lb
	164 kg

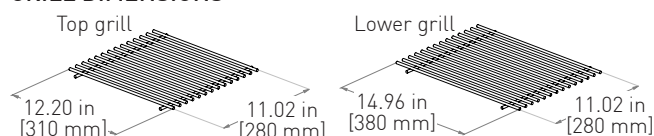
*Approximate data

1. Consult instruction manual

2. Will vary depending on quality of charcoal

3. Weight with accessories included

GRILL DIMENSIONS



INCLUDED ACCESSORIES

- Top grill (3) [RTG]
- Lower grill (3) [RLG]
- Support bars (4)
- Ember poker [PK]
- Ash shovel [PALA]
- Mibrasa tongs [TG]
- Grill brush [CEP]
- Mibrasa Ecofire firelighters [FL]

OPTIONAL ACCESSORIES

- Top mesh grill [TGM]
- Lower mesh grill [LGM]
- Flat top Teppanyaki griddle [FTTG]
- Perforated Teppanyaki griddle [PTG]
- Espeto kit [KITESPRM115]
- Gastronorm kit holder [SGN115]
- Robatayaki stand [S115]
- Robatayaki drop-leaf stand [DLS115]
- Lid for end of service [TAPARM115]

Specifications and design are subject to change without notice.

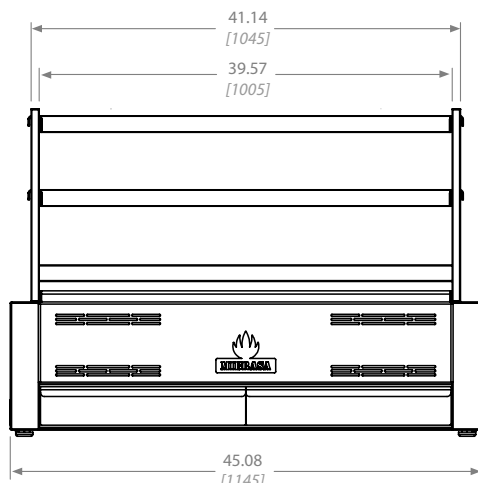
QUALITY GUARANTEE



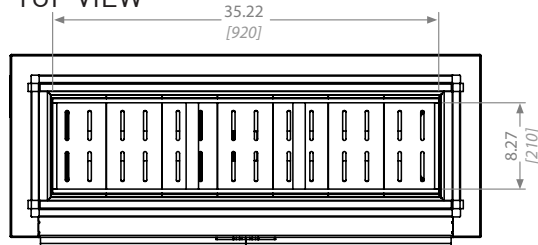


Robatayaki RM 115

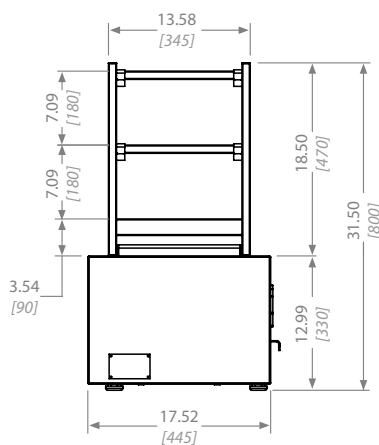
FRONT VIEW



TOP VIEW



SIDE VIEW




GRILL TYPES

Grill



Mesh grill



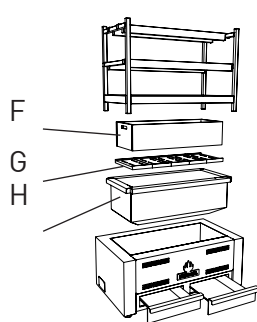
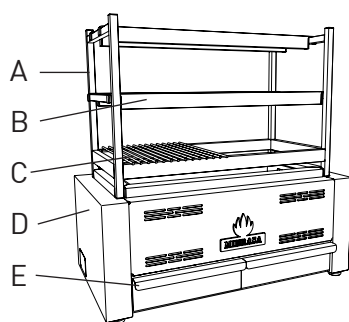
Flat top Teppanyaki griddle



Perforated Teppanyaki griddle



Dimensions in inches and [mm]



A	Structure
B	Support bars
C	Grill
D	Main body
E	Ash collector
F	Burning pit
G	Charcoal grids
H	Interior body

SHIPMENT

- Crated weight:
500 lb [227 kg]
- Crated size (WxDxH):
53 x 21.6 x 47.2 in
[1350 x 550 x 1200 mm]

Revit drawings available on request at
usa@mibrasa.com

Installation guidelines and safety standards

- Combustible floor protection dimensions:
 - a. 30 in [762 mm] to each side of the Robatayaki
 - b. 36 in [914 mm] in front of Robatayaki
- Clearances to combustibles constructions
 - a. Unit to backwall = 18 in [457 mm]
 - b. Unit to sidewalls = 28 in [711 mm]
- The workspace for the chef should be 27.56 in [700 mm] from the front of the Robatayaki.
- A lifting device should be used whenever possible to lift the Robatayaki and place on the countertop/stand.

For further information, consult instruction manual.

Specifications and design are subject to change without notice.