



ATLAS METAL

1135 N.W. 159th DRIVE, MIAMI, FLORIDA 33169

TEL 305.625.2451

TOLL FREE 800.762.7565

FAX 305.623.0475

WWW.ATLASFOODSERV.COM

SALES@ATLASFOODSERV.COM

Project: _____

Item No.: _____

Quantity: _____

SELF LEVELING DISPENSERS



MEPD2-6-1/2

PLATE DISPENSER

Mobile Enclosed Plate Dispenser

- MEPD2
- MEPD2H
- MEPD3
- MEPD3H
- MEPD4
- MEPD4H

SPECIFICATIONS

TOP: Shall be 16 gauge stainless steel grade 18-8 welded and polished to a #3 finish with heavy duty reinforcements.

SIDE PANELS: Shall be 18 gauge stainless steel grade 18-8 #3 finish standard, with .050 panels of aluminum with optional laminate

FRAME: Shall be extruded aluminum 1-1/4" x 1-1/4" vertical corner supports no less than 1/8" thick.

DISPENSING TUBE: The basic unit shall be constructed of 300 series stainless steel, the counter top flange has three high impact plastic guide posts to align plates, the unit is self supporting using a formed stainless steel flange welded to vertical channels and a bottom disc, stainless steel platform will be suspended with extension springs to support the stack of plates to be dispensed.

DISPENSING TUBE HEATED: Same construction with the addition of a base mounted heating element, a side mounted thermostat, pilot light, and on-off switch located in the top flange, a 6' 120V NEMA 5-15P cord set. With an additional stainless steel jacket to cover spring mechanism and channel guides.

SELF LEVELING: The spring mechanism is easy to adjust. A combination of extension springs will be provided for field adjustment to the required dispensing height.

CASTERS: Shall be 4" swivel heavy duty with optional brake.

Specifications subject to change without notice.

STANDARD FEATURES

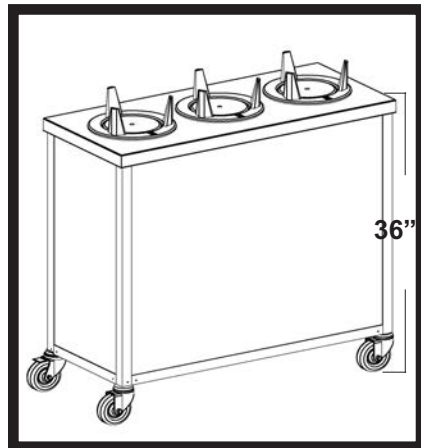
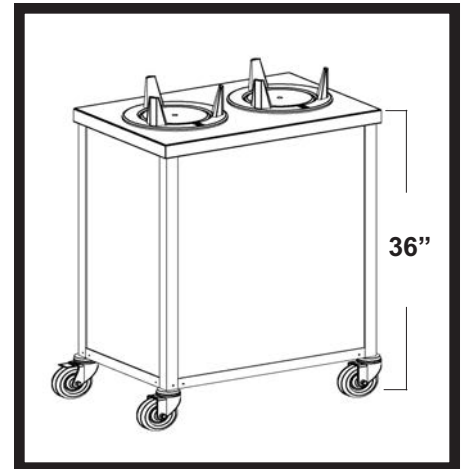
- Field Adjustable for different weights
- All stainless steel construction
- High impact plastic guide posts to align plates
- Capacity up to (72) plates or (36) bowls*
- UL Listed & NSF Approved

ACCESSORIES

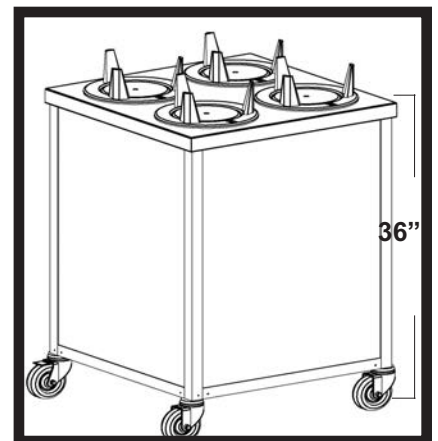
- Modify tube depth
- 220/240 volt operation (specify)
- Stainless steel trays to convert **PD-12** to cup dispenser
- Stainless steel pre-heat tube covers
- **LB** - Locking brakes (set of 2)
- **WB** - Wrap around bumpers
- Plastic Laminate Panels (Set of 4)



2-STACK MOBILE ENCLOSED PLATE DISPENSER						
MAX. DISH DIA.	2-STACK UNDEHEATED	L X W	SHIP WT. (lbs.)	2-STACK HEATED	120V/ELEC WATTS/AMPS	SHIP WT. (lbs.)
5"	MEPD2-5	24" X 16" (60.9 X 40.6cm)	110 (49.8kg)	MEPD2H-5	420 3.6	125 (56.6kg)
5-3/4"	MEPD2-5-3/4	24" X 16" (60.9 X 40.6cm)	112 (50.8kg)	MEPD2H-5-3/4	480 4.0	127 (57.6kg)
6-1/2"	MEPD2-6-1/2	24" X 16" (60.9 X 40.6cm)	117 (53kg)	MEPD2H-6-1/2	540 4.6	131 (59.4kg)
7-1/4"	MEPD2-7-1/4	24" X 16" (60.9 X 40.6cm)	121 (54.8kg)	MEPD2H-7-1/4	600 5.0	140 (63.5kg)
8-1/8"	MEPD2-8-1/8	30" X 16" (76.2 X 40.6cm)	136 (61.6kg)	MEPD2H-8-1/8	660 5.6	152 (68.9kg)
9-1/8"	MEPD2-9-1/8	30" X 16" (76.2 X 40.6cm)	138 (62.5kg)	MEPD2H-9-1/8	760 6.4	158 (71.6kg)
10-1/8"	MEPD2-10-1/8	30" X 16" (76.2 X 40.6cm)	141 (63.9kg)	MEPD2H-10-1/8	840 7.0	162 (73.4kg)
12"	MEPD2-12	34" X 18" (86.3 X 45.7cm)	155 (70.3kg)	MEPD2H-12	1000 8.4	180 (81.6kg)
14-1/2"	MEPD2-14-1/2	39" X 20" (99 X 50.8cm)	195 (88.4kg)	MEPD2H-14-1/2	1100 9.0	213 (96.6kg)



3-STACK MOBILE ENCLOSED PLATE DISPENSER						
MAX. DISH DIA.	3-STACK UNDEHEATED	L X W	SHIP WT. (lbs.)	3-STACK HEATED	120V/ELEC WATTS/AMPS	SHIP WT. (lbs.)
5"	MEPD3-5	32" X 16" (81.2 X 40.6cm)	130 (58.9kg)	MEPD3H-5	630 5.4	155 (70.3kg)
5-3/4"	MEPD3-5-3/4	32" X 16" (81.2 X 40.6cm)	135 (61.2kg)	MEPD3H-5-3/4	720 6.0	161 (73kg)
6-1/2"	MEPD3-6-1/2	36-1/2" X 16" (92.7 X 40.6cm)	155 (70.3kg)	MEPD3H-6-1/2	810 6.9	186 (84.3kg)
7-1/4"	MEPD3-7-1/4	36-1/2" X 16" (92.7 X 40.6cm)	168 (76.2kg)	MEPD3H-7-1/4	900 7.5	198 (89.8kg)
8-1/8"	MEPD3-8-1/8	42" X 16" (106.6 X 40.6cm)	186 (84.3kg)	MEPD3H-8-1/8	990 8.4	217 (98.4kg)
9-1/8"	MEPD3-9-1/8	42" X 16" (106.6 X 40.6cm)	192 (87kg)	MEPD3H-9-1/8	1140 9.6	225 (102kg)
10-1/8"	MEPD3-10-1/8	46" X 16" (116.8 X 40.6cm)	210 (95.2kg)	MEPD3H-10-1/8	1260 10.5	244 (110.6kg)
12"	MEPD3-12	51" X 18" (129.5 X 45.7cm)	225 (102kg)	MEPD3H-12	1500 12.6	265 (120.2kg)
14-1/2"	MEPD3-14-1/2	58" X 20" (147.3 X 50.8cm)	281 (127.4kg)	MEPD3H-14-1/2	1650 13.5	312 (141.5kg)



4-STACK MOBILE ENCLOSED PLATE DISPENSER						
MAX. DISH DIA.	4-STACK UNDEHEATED	L X W	SHIP WT. (lbs.)	4-STACK HEATED	120V/ELEC WATTS/AMPS	SHIP WT. (lbs.)
5"	MEPD4-5	24" X 24" (60.9 X 60.9cm)	140 (63.5kg)	MEPD4H-5	840 7.2	165 (74.8kg)
5-3/4"	MEPD4-5-3/4	24" X 24" (60.9 X 60.9cm)	145 (65.7kg)	MEPD4H-5-3/4	960 8.0	171 (77.5kg)
6-1/2"	MEPD4-6-1/2	24" X 24" (60.9 X 60.9cm)	165 (74.8kg)	MEPD4H-6-1/2	1080 9.2	196 (88.9kg)
7-1/4"	MEPD4-7-1/4	24" X 24" (60.9 X 60.9cm)	178 (80.7kg)	MEPD4H-7-1/4	1200 10.0	208 (94.3kg)
8-1/8"	MEPD4-8-1/8	30" X 30" (76.2 X 76.2cm)	196 (88.9kg)	MEPD4H-8-1/8	1320 11.2	227 (102.9kg)
9-1/8"	MEPD4-9-1/8	30" X 30" (76.2 X 76.2cm)	202 (91.6kg)	MEPD4H-9-1/8	1520 12.8	235 (106.5kg)
10-1/8"	MEPD4-10-1/8	30" X 30" (76.2 X 76.2cm)	220 (99.7kg)	MEPD4H-10-1/8	1680 14.0	254 (115.2kg)
12"	MEPD4-12	34" X 34" (86.3 X 86.3cm)	235 (106.5kg)	MEPD4H-12	2000 16.8	275 (124.7kg)
14-1/2"	MEPD4-14-1/2	39" X 39" (99 X 99cm)	308 (139.7kg)	MEPD4H-14-1/2	2200 18.0	336 (152.4kg)