

Job: \_\_\_\_\_

Item: \_\_\_\_\_

Quantity: \_\_\_\_\_

## Lug Dollies - 1200 Series

These dollies can be used for transporting a high volume of material.

- Ideal for bulk food transporting.
- Accepts the standard lugs (16"W x 8½"H x 25"L).
- Single lug dollies are designed at the right height to fit under a meat grinder at 20".
- Double lug dollies are designed to be tabletop height.
- NSF Certified. 



1265



1261



1266H



1262




1263



1264

*This information is for general sales and engineering use only. New Age Industrial reserves the right to modify or make changes at any time without notice to materials and specifications.*



Distributed by:

Job: \_\_\_\_\_

Item: \_\_\_\_\_

Quantity: \_\_\_\_\_

## Lug Dollies - 1200 Series

### MATERIAL:

#### Heavy-Duty Lug Dollies

- Framework is constructed out of 1 1/4" x 1 1/2" x .080" D-Tube.
- Angle runners on the four, six, and ten lug dollies are constructed out of 1 1/4" x 1 1/4" x .100" wall angle.

#### Standard Lug Dollies

- Framework is constructed out of 1" x 1" x .070" wall tubing.
- Lugs sit on 7/8" x 7/8" x .070" wall tubing.

### CASTERS:

#### Heavy-Duty Lug Dollies

- Equipped with four 5" platform type swivel casters.

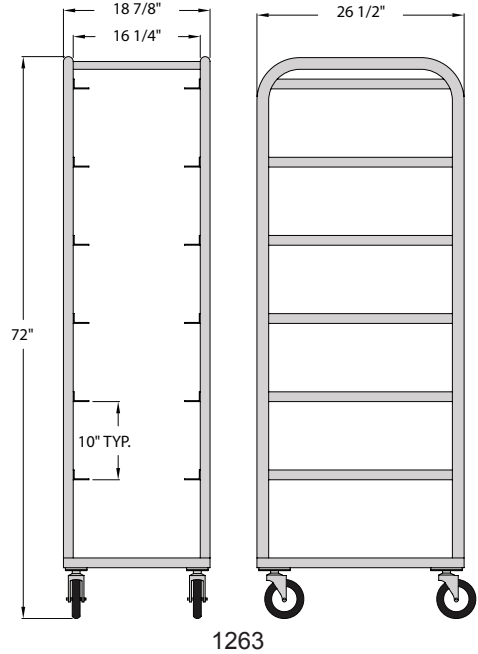
#### Standard Lug Dollies

- Equipped with four 5" stem type swivel casters.

### GUARANTEE:

- Lifetime Guarantee against rust and corrosion.
- Five-Year Guarantee against workmanship and material defects.

NSF Certified.



Model No.	Size W-H-L	Lug Cap.	Ship Lbs.
<b>Heavy Duty - Accepts 15 1/2" x 8 3/4" x 25" Lug (Not Included)</b>			
1261	18 3/4" x 28" x 21"	2	24
1262	18 7/8" x 52" x 26 1/2"	4	36
1263	18 7/8" x 72" x 26 1/2"	6	40
1264	29 1/2" x 63 1/4" x 33"	10	48

#### MODEL #1261 REQUIRES STACKING LUGS

#1261, #1262, & #1263 has four 5" plate type swivel casters (#C450). #1264 has four 5" platform type casters; two swivel (#C450), two rigid (#C460).

#### Options:

"CL(B)" (#1261, #1262 & #1263 only) — See page 69 for details.

<b>Standard - Accepts 15 1/2" x 8 3/4" x 25" Lug (Not Included)</b>			
1265	16 3/4" x 19" x 27"	1	11
1266	16 3/4" x 33" x 29 1/4"	2	18
99304*	17" x 41 1/2" x 29 1/4"	3	21
1267	Handle for #1265 & #1266 (bolted on)		

#### Standard - With Welded Handle

1265H	16 3/4" x 36 1/2" x 30 3/4"	1	14
1266H	16 3/4" x 36 1/2" x 33"	2	17.5


Four 5" stem type casters (#C480).

\* Not NSF Approved.

#### Options:

"CL(A)", "MD" — See page 69 for details.

This information is for general sales and engineering use only. New Age Industrial reserves the right to modify or make changes at any time without notice to materials and specifications.



Distributed by: